

The Embroidery Basket

Conducted by
Beth Taske Brown

"HELLO! Nan, have you seen the February number of COMFORT?"
"No, Betty, I haven't yet," replied Nan. "You know mine always goes to the old home, and mother hasn't brought it over yet."

Nan had been married only a few months while Betty, her chum, was married three or four years before the date of this little episode.

"Well, I just had to run across the street," continued Betty, "to show you what the 'Embroidery Basket' had in it this month. I know it is just what you want to embroider for your guest room."

"Oh! let me see it," said Nan. "I have been hoping there would be another bedroom set because I just love my Morning-Glory set which I made for our room. You remember, don't you, the fun I had working that set and counting the months before Dick and I would be happily wed?"

"It looks lovely doesn't it, dear, overdrapes and all?"

"Yes," interrupted Betty. "I am so glad you bought it from the Embroidery Basket because the material was so wonderful and heavy. It paid to put that amount of work into it."

"That is right," said Nan, "and that is just the reason why I have been anxiously waiting to see if there would be another set that I could use for my guest room. I am delighted that it is a different kind of embroidery; now, I shall order one of these sets immediately, so as to have it for pick-up work, evenings, while Dick reads to me. Why don't you fix over your guest room, Betty, and have one of these sets, too?"

"That is just what I am thinking about, Nan," said Betty delightedly, "and sometimes we can have the fun working on them together."


So, thus the two friends planned to beautify their homes and spend many happy hours embroidering and chatting together.

The set which Nan and Betty were so enthusiastically interested in is embroidered in the lazy-daisy flowers of two shades of pink and lavender intermingled with clusters of blue and orange knots. These flowers and knots are arranged to form a wreath design tied with a ribbon bow. This ribbon is made by filling in first with fagot stitch, which is taking the thread back and forth across the ribbon and then outlining the whole. Leaves of green are scattered through the wreath, and all the flower centers are black.

All of the flowers and knots are worked in six

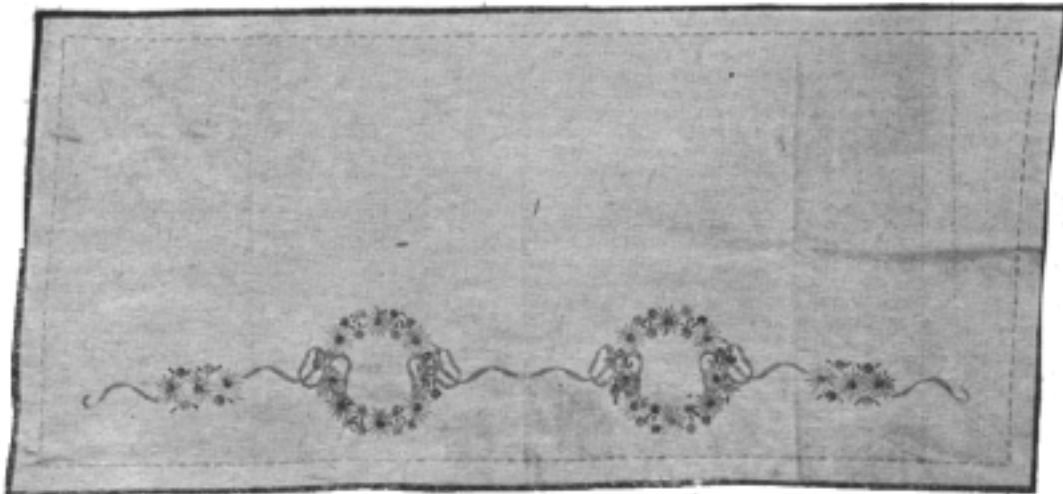
strands, while four strands are used for the stems and leaves, and also for the ribbon. Finish the set with a plain hem, running the top of the hem with six strands of blue. Make a two-inch hem on the spread and sham, and an inch hem on the other articles.

Perforated stamping patterns, hot iron transfer patterns or the ready stamped cloth for any of the embroidery articles shown on this page can be obtained direct from COMFORT at exceptionally low prices. Turn to page 46 and place your order now.

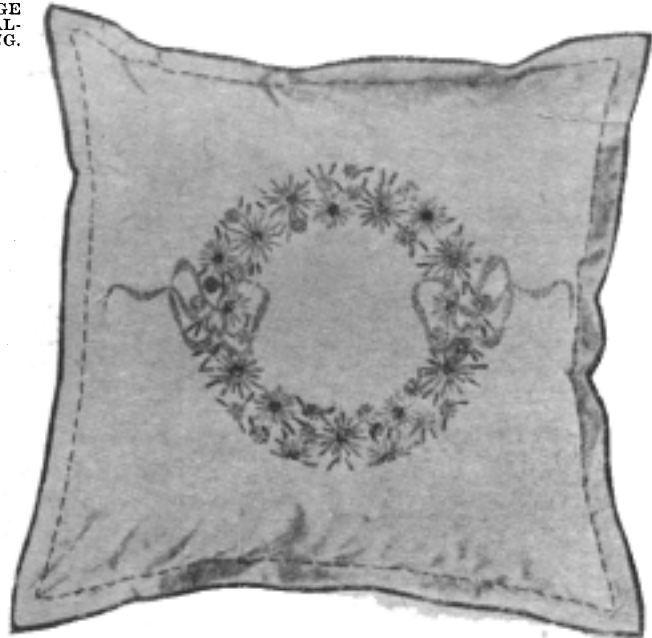


W-83—OVERDRAPES, 22"x90".

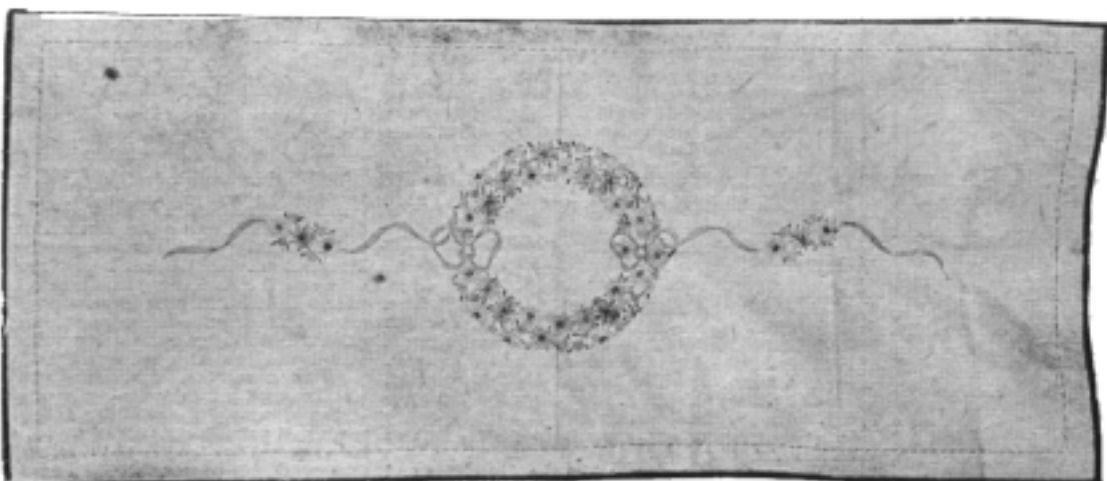
ALL OF THE BEDROOM PIECES ILLUSTRATED ON THIS PAGE ARE MADE UP ON BEST QUALITY UNBLEACHED SHEETING.




W-81—SCARF, 22"x45", SHOWING PLEASING VARIATION OF CENTRAL MOTIF.



W-82—PILLOW, 22"x45".



W-80—SHAM, 30"x63", WITH ONE LARGE DESIGN.



W-79—BEDSPREAD, 90"x90", SHOWING JUST A PORTION OF THE DESIGN.