

PRETTY WORK FOR SUMMER DAYS

Arranged Especially for the Journal


THE designs given on this page have been prepared with the idea that they will furnish pretty work which may be done out-of-doors on summer days. The materials are most inexpensive and the details of each piece of work simple in the extreme.

The materials necessary for the designs of underletting—which is a new form of fancy-work—shown on this page are Brussels net, rather fine linen, and embroidery silk. Shrink the Brussels net before using it by placing a wet cloth over it and ironing it dry. Stamp the design on the linen and draw out threads, making the fringe. Baste the net on the back of the linen, care being taken that it is put on straight and a little easy, but not loose; also baste around the design on the right side to hold the linen firmly to the net.

UNLESS it is an all-over design cut the net out of the centre, leaving a quarter of an inch to turn in. Turn it in, and run it down along the inside line of the design. Turn the net in and run it along the outside line marking the fringe.

The buttonholing along the net on the inside line is two short stitches and one long; on the outside line, ordinary buttonholing with a row of outlining run along the top. The embroidery may be done according to taste. The design given with points is entirely heavy outlining. The flowers are


TO MAKE the pretty crochet centrepiece shown in illustration make a wheel as follows: 8 chain, join 24 trebles in rings or 3 ch and 23 trs. First row: 1 tr in each tr, 1 ch between. Second row: 1 tr in each tr, 2 ch between. Third row: 3 tr in each 2 ch, 2 ch between. Fourth row: 5 ch and fasten in each 2 ch. Fifth row: 7 ch and fasten in each scallop. This makes a wheel. First row: 5 ch and fasten each 7 ch. Second row: Do 25 ch scallops to each 5 ch of last round. Fourth row: Do three more rows of 5 ch



A PRETTY DELFT CENTREPIECE

THE dainty pillow-case and sheet-sham for a baby's crib which are shown in illustrations should be worked on a very fine quality of linen. The sham will require a piece about a yard and a quarter long and thirty-two inches wide; this will allow for a one and a half inch hem around the three sides and a turnover at the top of nine inches. This should fold over from where the crease is shown in illustration.

The scalloped edge is outlined with Honiton lace couched on closely with white floss. The star in the centre is done in the same way, the linen being cut away after the lace is stitched on. The design is a naturalistic arrangement of forget-me-nots in festoons. The colors to be used in the embroidery are two pale tints of blue, two of gray-green, a deep rose pink for the buds and yellow for the tiny centres. The flowers should be worked crosswise of the petals in two shades of blue. Fill each one with radiating lines from the centre, using silk and then working across that.



A CROCHET CENTREPIECE

scallops, and then do four rows of 7 ch scallops and it is ready for the wheels. Make twelve wheels and join them as the last row is made. Join three times to the centre and miss one scallop of the centre and the wheel both, and join four times to the wheel that is next to it.

FIRST row: Fasten to third scallop of wheel 5 ch, and fasten six times; 12 ch between the wheels; repeat. Second row: 9 ch, and fasten in each 5 ch 9 ch, and fasten in fourth of 12 ch 9 ch, miss 4, and fasten 9 ch and repeat. Third row: 9 ch and fasten in each scallop. Fourth row: 6 ch and fasten in each scallop. For border: First row: 29 single crochet right along, 7 ch,



PILLOW FOR A BABY'S CRIB

Do not attempt to shade one single petal, but both shades of the blue may be used in one flower. The centres are done in French knots with yellow, the smallest buds in pink.

THE pillow should be fourteen by sixteen inches in size, the ruffle four inches deep and hemstitched to correspond with the sheet-sham. The cover is made as a slip, with buttons and buttonholes under the ruffle at one side so that it may be easily removed. A pretty idea is to have the baby's monogram embroidered within the wreath on both pillow-case and sheet-sham.

F. FETHERSTON.




CENTREPIECE IN UNDERLETTING

in different shades of pink, and the leaves are green.

THE other designs are white except the large flowers, which are worked solid and shaded at the base with the two lightest shades of green, the rest of the design being done in white, heavy outlining. When it is all embroidered the linen must be cut away around the design with a sharp pair of rather blunt-pointed scissors. The fringing is done last.

If a hem is preferred instead of fringe let the net run a quarter of an inch into the hem and hemstitch right through it, then put a row of buttonholing along, making the edge of the buttonholing come on the inside.

FLORENCE DAVIS.




A SIDEBOARD COVER IN UNDERLETTING

miss 3 ch, 29 s c; repeat. Second row: Do six rows, decreasing 4 s c—that is, two each side—and increasing one more scallop of 7 ch every row. Eighth row: Do same manner, only make 7 ch and fasten twice in the middle one. Ninth row: Fasten to first 7 ch 9 ch, a slip stitch into the fifth chain from the hook, 4 ch and fasten. Do this eight times around each scallop of pattern and none between. There should be twenty-one scallops around the doily when it is finished. Always make two or three chain when starting a row of chain scallops.


EMMA PETTIT.

THE diameter of the Delft centrepiece shown in illustration is fourteen inches, the border is three inches deep. The design, which was taken from an old Delft plate, will prove very effective if the lattice-work is done solidly in buttonhole stitch first on one side of the band and then on the other, after which the linen is cut away from between. In buttonhole stitch the work is done from left to right and the stitches kept perpendicular. The lattice-work is worked in a medium shade of Delft blue, and the figures and dots in the solid parts are worked in the two lighter shades of the embroidery silk.

FLORENCE FETHERSTON.



A CENTREPIECE



SHEET-SHAM FOR CRIB