

Quality Laces

Imported Valenciennes Lace Edges and Insertions to Match

Low Prices

Imported Metal Lace Edges
With neat design. Colors: Gold or silver. State color. Shipping weight, per yard, 1 oz. Width, Per About Yard

25K353	Edge..	1/2 in.	12c
25K354	Edge..	3/4 in.	15c
25K355	Edge..	1 in.	18c
25K356	Edge..	1 1/4 in.	23c

Imported Metal Lace Edges
In floral design. This style of lace is very much in use at the present time. Colors: Gold or silver. State color. Shipping weight, per yard, 1 ounce. Width, Per About Yard

25K350	Edge..	3/4 in.	55c
25K351	Edge..	1 in.	65c
25K352	Edge..	1 1/4 in.	85c



Imported Silk Chantilly Lace Edges
In floral design. Colors: Black or white. State color. Shipping weight, per yard, 1 oz. Width, Per About Yard

25K414	Edge..	3/4 in.	19c
25K415	Edge..	1 in.	23c
25K416	Edge..	1 1/4 in.	29c

Imported Silk Chantilly Lace Edges
In neat design. Colors: Black or white. State color. Shipping wt., per yard, 1 oz. Width, Per Abt. In Yard

25K385	Edge..	1/2 in.	12c
25K386	Edge..	3/4 in.	15c
25K387	Edge..	1 in.	18c
25K388	Edge..	1 1/4 in.	23c



Cluny Lace Set
Attractive set at a popular price. Colors: Ivory white or ecru. State color. Shipping weight, per yard, 1 oz. Width, Per About Yard

25K782	Edge..	2 1/4 in.	6c
25K783	Edge..	4 1/4 in.	11c
25K784	Ins...	2 1/4 in.	6c



Spanish Lace Set
Rayon on silk net. Black, tan, white, gold, silver gray, brown, or navy. State color. Shipping wt., per yard, 2 oz. Width, about 17 in. Per yard, 57c

25K847—Flouncing. Width, about 35 in. \$1.10

25K848—Flouncing. Width, about 35 in. \$1.10

25K849—Allover. Width, about 35 inches. \$1.10

Imported Valenciennes Lace Edges and Insertion to Match
Lace of this character is used very extensively for all kinds of trimming purposes. The designs are very neat. Made of good quality cotton thread. Color: White only. Order by catalog number and state number indicating pattern desired. Sold only in 12-yard pieces. Width, about 1/2 inch. Shipping weight, 2 oz.

25K299—12-yard piece..... 38c

Crochet Art Laces
The popular trimming for embroidered pieces. Particularly adapted for buffet sets, scarfs, centerpieces, napkins, vanities, towels, aprons, curtains, pillowcases and bedspreads. Made in white, cream or ecru. State catalog number and color when ordering. Shpg. wt., per yard, 1 oz.



25K785—Width, abt. 1/2 inch. Per yard..... 7c



25K786—Width, abt. 1/2 inch. Per yard..... 8c



25K788—Width, abt. 1/2 inch. Per yard..... 13c



25K787—Width, abt. 1/2 inch. Per yard..... 11c

25K789—Width, abt. 1 1/4 inch. Per yard..... 14c

25K791—Width, abt. 1 inch. Per yard..... 16c

NOT—Unless otherwise specified it will be understood that the laces on this page are made of cotton, that the color is white and that they are machine made.

Imported Cotton Net Footings
Colors: Black, white, ecru, pink, orange, sky, blue, heliotrope, gold, flamingo, Copenhagen blue, Nile or peach. State color. Shipping weight, per yard, 1 oz. Width, Per About Yard

25K420	Edge..	1 in.	5c
25K421	Edge..	1 1/4 in.	7c

Imported Pillowcase Edges
Shipping weight, per yard, 1 ounce. Width, Per About Yard

25K110	Edge..	2 in.	4c
25K111	Edge..	2 1/2 in.	5c
25K112	Edge..	3 1/4 in.	6c
25K113	Edge..	4 1/4 in.	8c

Imported Tenerife Lace Set
Colors: White or ecru. State color. Shipping weight, per yard, 1 oz. Width, Per About Yard

25K274	Edge..	1/2 in.	5c
25K275	Edge..	3/4 in.	6c
25K276	Edge..	1 in.	7c
25K277	Ins...	1/2 in.	6c

Imported Valenciennes Lace Set
Color: White only. Shipping weight, per yard, 1 ounce. Width, Per About Yard

25K265	Edge..	1/2 in.	3c
25K266	Edge..	3/4 in.	4c
25K267	Edge..	1 in.	5c
25K268	Ins...	1/2 in.	4c

Imported Valenciennes Lace Set
Color: White only. Shipping weight, per yard, 1 ounce. Width, Per About Yard

25K265	Edge..	1/2 in.	3c
25K266	Edge..	3/4 in.	4c
25K267	Edge..	1 in.	5c
25K268	Ins...	1/2 in.	4c

Imported Valenciennes Lace Set
Color: White only. Shipping weight, per yard, 1 ounce. Width, Per About Yard

25K265	Edge..	1/2 in.	3c
25K266	Edge..	3/4 in.	4c
25K267	Edge..	1 in.	5c
25K268	Ins...	1/2 in.	4c

Imported Valenciennes Lace Set
Color: White only. Shipping weight, per yard, 1 ounce. Width, Per About Yard

25K265	Edge..	1/2 in.	3c
25K266	Edge..	3/4 in.	4c
25K267	Edge..	1 in.	5c
25K268	Ins...	1/2 in.	4c

Imported Baby Valenciennes Lace Set
Shipping weight, per yard, 1 ounce. Width, 12-Yd. About Piece

25K324	Edge..	1/4 in.	36c
25K325	Ins...	1/4 in.	36c



Imported Normandy Valenciennes Lace Set
White only. Shipping weight, per yard, 1 ounce. Width, Per About Yard

25K138	Edge..	1 1/2 in.	3c
25K140	Edge..	2 1/4 in.	14c
25K141	Edge..	3 1/4 in.	17c
25K142	Edge..	4 in.	23c
25K143	Ins...	1 1/2 in.	9c



Imported Valenciennes Lace Set
Color: White or ecru. State color. Shipping weight, per yard, 1 oz. Width, Per About Yard

25K335	Edge..	1/2 in.	4c
25K336	Edge..	3/4 in.	5c
25K337	Edge..	1 in.	6c
25K338	Ins...	1/2 in.	5c



Imported Valenciennes Lace Set
Color: White or ecru. State color. Shipping weight, per yard, 1 oz. Width, Per About Yard

25K335	Edge..	1/2 in.	4c
25K336	Edge..	3/4 in.	5c
25K337	Edge..	1 in.	6c
25K338	Ins...	1/2 in.	5c


Imported Torchon Lace Set
Shipping weight, per yard, 1 oz. Width, Per About Yard

25K105	Edge..	1/2 in.	4c
25K106	Edge..	1 1/4 in.	5c
25K107	Edge..	2 1/4 in.	6c
25K108	Ins...	1 in.	4c



Imported Venise Lace Edges
In neat patterns. Lace of this character is very much used for trimming purposes. Colors: White or ecru. State color and number, indicating pattern desired. Width, about 1/4-inch. Shipping weight, per yard, 1 ounce.

25K689—Per yard..... 10c



Imported Shadow Lace Allover
In neat floral design. Color: White only. Width, about 34 inches. Shipping wt., per yd., 2 oz.

25K316 Per yard..... 69c

Imported Oriental Lace Allover
Colors: White or ecru. State color. Width, about 18 inches. Shpg. wt., per yard, 2 oz.

25K755 Per yard... 89c

Imported Venise Lace Allover
Colors: White or ecru. State color. Width, about 18 inches. Shpg. wt., per yard, 2 oz.

25K756 Per yard... \$1.45



Silk Lace Set
Black, tan, white, gray or ecru. State color. Shipping weight, per yard, 2 ounces.

25K633—Edge. Width, about 6 inches. Per yard, 35c

25K634—Edge. Width, about 12 inches. Per yard, 65c

25K635—Flouncing. Width, about 17 inches. Per yard, 95c

25K636—Flouncing. Width, abt. 35 in. Yd. \$1.65

25K637—Allover. Width, about 35 in. Per yard, \$1.65




Imported Fancy Lace Set
Used for all kinds of fancy-work purposes. Shipping weight, per yard, 1 oz. Width, Per About Yard

25K114	Edge..	2 in.	12c
25K115	Edge..	2 1/2 in.	15c
25K116	Edge..	4 in.	21c
25K117	Ins...	2 1/2 in.	15c



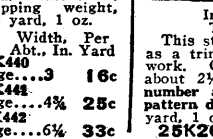
Imported Camisole Lace Edge
Width, about 3 1/4 inches. Takes about 1/4-inch ribbon. Shipping weight, per yard, 1 oz.

25K307—Per yard... 19c



Imported Valenciennes Lace Beading Edge
Takes 1/4-inch ribbon. Width, about 1 inch. Shipping wt., per yard, 1 ounce.

25K333—Per yard... 7c



Imported Oriental Lace Edges
Colors: White or ecru. State color. Shipping weight, per yard, 1 oz. Width, Per Abt. In Yard

25K440	Edge..	3/4 in.	16c
25K441	Edge..	1 in.	20c
25K442	Edge..	1 1/4 in.	25c
25K443	Edge..	1 3/4 in.	30c
25K444	Edge..	2 in.	33c



Imported Venise Lace Set
In neat design. Colors: White or ecru. State color. Shipping wt., per yard, 1 oz. Width, Per Abt. In Yard

25K444	Edge..	2 1/4 in.	32c
25K445	Edge..	2 3/4 in.	35c
25K446	Edge..	3 1/4 in.	37c
25K447	Ins...	2 1/4 in.	48c



Imported Valenciennes Point Edges
This is a very neat edge and makes a dainty trimming. Color: White only. Shipping weight, per yard, 1 ounce. Width, Per Abt. In Yard

25K300	Edge..	1/2 in.	4c
25K301	Edge..	3/4 in.	5c
25K302	Edge..	1 in.	6c
25K303	Edge..	1 1/4 in.	7c



Imported Calais Valenciennes Set
Colors: White or ecru. State color. Shipping wt., per yd., 1 oz. Width, Per Abt. In Yard

25K239	Edge..	1/2 in.	4c
25K240	Edge..	3/4 in.	5c
25K241	Edge..	1 in.	7c
25K242	Edge..	1 1/4 in.	11c
25K243	Ins...	1 1/4 in.	6c



Imported Venise Lace Edges
Colors: White or ecru. State color. Width, about 1/4 inch. Shipping weight, per yard, 1 ounce.

25K682—Yard 16c



Imported Venise Lace Edges
Colors: White or ecru. State color. Shipping wt., per yard, 1 oz. Width, Per Abt. In Yard

25K310	Edge..	1/2 in.	4c
25K311	Edge..	3/4 in.	5c
25K312	Edge..	1 in.	6c
25K313	Ins...	1/2 in.	4c

Imported Heavy Torchon Lace Edges
This style of lace is used extensively as a trimming for all kinds of fancy work. Color: White only. Width, about 2 1/4 inches. Order by catalog number and state number indicating pattern desired. Shipping weight, per yard, 1 ounce.

25K205—Per yard..... 6c