


wt 14th and 15th, pin in 121, close, tw both pairs three times. Tw 16th three times, wt 15th and 16th, pin in 122, close. Make a short bride with 15th and 16th. Wt 16th and 17th, pin in 123, ctc 17th and 18th, 18th and 19th, 19th and 20th, tw 20th, wt 20th and 21st. Wt 15th and 16th, ctc 16th and 17th, 17th and 18th, 18th and 19th, tw 19th, wt 19th and 20th, pin in 124, close. Ctc 18th and 19th, 17th and 18th, 16th and 17th, wt 15th and 16th, pin in 125, close. Ctc to right, until 19th is used, tw 19th, wt 19th and 20th, pin in 126. With 12th and 13th pairs, make a bride with picots, of sufficient length to suit figure. Make purl edge, pinning in 127, ctc 38th and 39th, 39th and 40th, pin in 128, close. Ctc to left, until 35th is used. Wt 34th and 35th, pin in 129, close. Ctc to right, until 38th is used. Make purl edge, pinning in 130. Ctc 38th and 39th, 39th and 40th, pin in 131, close. Ctc to left, until 35th is used. Wt 33d and 34th, pin in 132, close. Wt 34th and 35th, pin in 133, close. Ctc to right, until 38th is used, pin in 134, close. Ctc to left, until 35th is used. With 39th and 40th make a bride, pinning centre in 135. Ctc 29th and 30th, 30th and 31st, 31st and 32d, wt 32d and 33d, pin in 136, close. Ctc to left, until 29th is used, pin in 137, close. Ctc to right, until 32d is used, wt 32d and 33d, pin in 138, close. Ctc to left, until 27th is used, pin in 139, close. Ctc to right, until 32d is used. Wt 34th and 35th, pin in 140, close. Wt 33d and 34th, pin in 141, close. Ctc 35th and 36th, 36th and 37th, 37th and 38th, pin in 142, close. Ctc to left, until 35th is used. Wt 34th and 35th, pin in 46, close. Wt 32d and 33d, pin in 143, close. Wt 33d and 34th, pin in 144, close. Wt 34th and 35th. Ctc 31st and 32d, 30th and 31st, 29th and 30th, 28th and 29th, 27th and 28th, pin in 145, close. Ctc to right, until 32d is used, wt 32d and 33d, pin in 146, close. Ctc to left, until 25th is used, pin in 147, close. Ctc to right, until 33d is used, pin in 148, close. Ctc to left, until 25th is used, pin in 149, close. Ctc 31st and 32d, 30th and 31st, 29th and 30th, 28th and 29th, 27th and 28th, 26th and 27th, 25th and 26th, 24th and 25th, pin in 36, close. With 9th and 10th, make short bride. Ctc 8th and 9th, 9th and 10th, pin in 150, close. Make border up to 159. With 9th and 10th, make a leaf. Tw 11th three times. Ctc 8th and 9th, 9th and 10th, 10th and 11th, pin in 160, close. Ctc 9th and 10th, 8th and 9th, tw 8th, and make border up to 169. Tw 11th three times, ctc 11th and 12th, 13th and 14th, using 12th and 13th pairs as single bobbins, pin in 170. Wt 14th and 15th, 13th and 14th, ctc 15th and 16th, 16th and 17th, 17th and 18th, tw 18th, wt 18th and 19th. Ctc 13th and 14th, 14th and 15th, 15th and 16th, 16th and 17th, tw 17th, wt 17th and 18th, pin in 171. Wt 11th and 12th, 12th and 13th, pin in 172. Ctc to right, until 17th is used, tw 17th, wt 17th and 18th, pin in 173, close. Ctc to left, until 12th is used, tw 12th, wt 11th and 12th, pin in 174, close. Ctc to right, until 17th is used, tw 17th, wt 17th and 18th, pin in 175. Wt 11th and 12th, pin in 176, ctc to right, until 16th is used, tw 16th, wt 16th and 17th. With 9th and 10th, make a leaf as for a rosette, ctc 8th and 9th, 9th and 10th, pin in 177, close, and make border up to 186. With 9th and 10th, make short bride. Wt 10th and 11th, 9th and 10th, pin in 186, close. Ctc to right, until 15th is used, tw 15th, wt 15th and 16th, pin in 187, close. Ctc to left, till 10th is used, tw 10th, wt 9th and 10th, pin in 188. Tw 9th, ctc 8th and 9th, pin in 189. Make border as indicated. Wt 9th and 10th, ctc 10th and 11th, 11th and 12th, 12th and 13th, 13th and 14th, 14th and 15th, tw 15th, wt 15th and 16th, pin in 19. Make upper half of rosette as before, with 17th and 18th, 19th and 20th, 21st and 22d pairs. Join in centre, using pairs as single bobbins. Tw 16th three times, ctc 16th and 17th, 17th and 18th, 18th and 19th, 19th and 20th, 20th and 21st, 21st and 22d, tw 22d three times, wt 22d and 23d, pin in 193, close. Place a pin in 194, between 19th and 20th. Tw 22d three times, ctc to left, until 16th is used, tw 16th. Tw 23d three times, wt 23d and 24th, pin in 195.

**PATTERN NO. 28.**



Pattern No. 28.—Russian Lace.

*Russian Lace.* This lace requires 13 pairs of bobbins, and may be made of

No. 80, Barbour's linen thread. Pin threads in three clusters, 4 pairs at 148, 4 pairs at 150, and 5 pairs at 149. a (Wt 6th and 7th pairs, etc 5th and 6th, 4th and 5th, 3d and 4th, twist 3d pair, wt 2d and 3d, pin in 1. Wt 1st and 2d, 2d and 3d, etc to right, using 6th pair, twist 6th, wt 6th and 7th.)a Wt 8th and 9th, etc to right, using 12th, tw 12th, wt 12th and 13th, pin in 2, close. Ctc to left, using 9th, tw 9th, wt 8th and 9th, wt 7th and 8th, pin in 3, close and repeat "a to a," pinning in 4. Wt 8th and 9th, etc to right, using 12th, tw 12th, wt 12th and 13th, pin in 5, close. Ctc to left, using 9th, tw 9th, wt 8th and 9th, wt 7th and 8th, pin in 6, close, and repeat "a to a," dropping 1st pair, and pinning in 7. Wt 8th and 9th, etc to right, using 12th, tw 12th, wt 12th and 13th, pin in 8, close. Ctc to left, using 9th, tw 9th, wt 8th and 9th, 7th and 8th, pin in 9, close. Repeat "a to a," leaving off 1st pair, pinning in 10. Wt 8th and 9th, etc to right, using 12th, tw 12th, wt 12th and 13th, pin in 8, removing the pin already there, and replacing it. Ctc to left, using 9th, tw 9th, wt 8th and 9th, 7th and 8th, pin in 11, close. Wt 6th and 7th, etc to

left, using 3d pair, tw 3d, wt 2d and 3d, pin in 12, close. Ctc to right, using 6th, tw 6th, wt 6th and 7th, pin in 13, close. Ctc to left, using 3d, tw 3d, wt 2d and 3d, pin in 14, wt 1st and 2d, 2d and 3d. Ctc to right, using 6th, tw 6th, wt 6th and 7th, pin in 15, close. Ctc to left, using 3d, tw 3d, wt 2d and 3d, pin in 16, wt 1st and 2d, 2d and 3d. Ctc to right, using 6th, tw 6th, wt 6th and 7th, pin in 17, close. Ctc to left, using 3d, tw 3d, wt 2d and 3d, pin in 18, close. Ctc to right, using 6th, tw 6th, wt 6th and 7th, pin in 19, close. Ctc to left, using 3d, tw 3d, wt 2d and 3d, pin in 20, close. Ctc to right, using 6th, tw 6th, wt 6th and 7th, remove the pin from 15, and with a crochet-needle draw the thread of the right bobbin through the picot at 15, pass through the loop thus formed the left bobbin, pull both bobbins tight and twist them twice, and replace pin in 15, wt 6th and 7th. Ctc to left, using 3d, wt 2d and 3d, pin in 21, close. Ctc to right, using 6th, tw 6th, wt 6th and 7th, remove the pin from 13, join in the picot as before described, and replace pin at 13, wt 6th and 7th. Ctc to left, using 3d, tw 3d, wt 2d and 3d, pin in 22, close. Ctc to right, using 6th, tw 6th, wt 6th and 7th, 8th and 9th. Ctc to right using 12th, tw 12th, wt 12th and 13th, pin in 23, close. Ctc to left, using 9th, tw 9th, wt 8th and 9th, wt 7th and 8th, pin in 24, close, wt 8th and 9th. Ctc to right, using 12th, tw 12th, wt 12th and 13th, pin in 23, removing the pin already there and replacing it, wt 12th and 13th. Ctc to left, using 9th, tw 9th, wt 8th and 9th, 6th and 7th. Ctc to left, using 3d, tw 3d, wt 2d and 3d, pin in 25, close. Ctc to right, using 6th, tw 6th, wt 6th and 7th. Wt 7th and 8th, pin in 26, close. Wt 6th and 7th, etc to left, using 3d, tw 3d, wt


2d and 3d, pin in 27, close. Ctc to right, using 6th, tw 6th, wt 6th and 7th, 8th and 9th. Ctc to right, using 12th, tw 12th, wt 12th and 13th, pin in 23, removing the pin already there, close. Ctc to left, using 9th, tw 9th, wt 8th and 9th, pin in 28, close. Ctc to right, using 12th, tw 12th, wt 12th and 13th, pin in 23, removing the pin already there, close. Ctc to left, using 9th, tw 9th, wt 8th and 9th, pin in 29, close. Ctc to right, using 12th, tw 12th, wt 12th and 13th. Remove the pin at 5, and join with crochet-needle as before, wt 12th and 13th. Ctc to left, using 9th, tw 9th, wt 8th and 9th, pin in 30, close. Ctc to right, using 12th, tw 12th, wt 12th and 13th, pin in 31, close. Ctc to left, using 9th, tw 9th, wt 8th and 9th, pin in 32, close. Ctc to right, using 12th, tw 12th, wt 12th and 13th, pin in 33, close. Ctc to left, using 9th, tw 9th, wt 8th and 9th, pin in 32, removing the pin already there, close. Ctc to right, using 12th, tw 12th, wt 12th and 13th, pin in 34, close. Ctc to left, using 9th, tw 9th, wt 8th and 9th, pin in 32, removing the pin already there, close. Ctc to right, using 12th, tw 12th, wt 12th and 13th, pin in 35, close. Ctc to left, using 9th, tw 9th, wt 8th and 9th, pin in 36, close. Ctc to right, using 12th, tw 12th, wt 12th and 13th, pin in 37, close. Ctc to left, using 9th, tw 9th, wt 8th and 9th, pin in 36, removing pin already there, close. Ctc to right, using 12th, tw 12th, wt 12th and 13th, pin in 38, close. Ctc to left, using 9th, tw 9th, wt 8th and 9th, pin in 36, removing pin already there, close. Ctc to right, using 12th, tw 12th, wt 12th and 13th, pin in 39, close. Ctc to left, using 9th, tw 9th, wt 8th and 9th, pin in 36 again, and close. Ctc to right, using 12th, tw 12th, wt 12th and 13th, pin in 40, close. Ctc to left, using 9th, tw 9th, wt 8th and 9th, join with crochet-needle in the picot at 30, wt 8th and 9th. Ctc to right, using 12th, tw 12th, wt 12th and 13th, pin in 41, close. Ctc to left, using 9th, tw 9th, wt 8th and 9th, and join with the hook in picot at 29, wt 8th and 9th. Ctc to right, using 12th, tw 12th, wt 12th and 13th, pin in 41 again, removing pin as before. Ctc to left, using 9th, tw 9th, wt 8th and 9th, join in picot at 28, wt 8th and 9th. Ctc to right, using 12th, tw 12th, wt 12th and 13th, pin again in 41, removing pin already there, close. Ctc to left, using 9th, tw 9th, wt 8th and 9th, wt 7th and 8th, pin in 42, close. Wt 8th and 9th. Ctc to right, using 12th, tw 12th, wt 12th and 13th, pin in 43, close. Ctc to left, using 9th, tw 9th, wt 8th and 9th, 6th and 7th. Ctc to left, using 3d, pin in 44, close. Ctc to right, using 6th, tw 6th, wt 6th and 7th, 7th and 8th, pin in 45, close. Wt 8th and 9th. Ctc to right, using 12th, tw 12th, wt 12th and 13th, pin in 43, removing pin already there, close. Ctc to left, using 9th, tw 9th, wt 8th and 9th, 6th and 7th. Ctc to left, using 3d, pin in 46, close. Ctc to right, using 6th, tw 6th, wt 6th and 7th, 7th and 8th, pin in 47, and close. Wt 8th and 9th. Ctc to right, using 12th, tw 12th, wt 12th and 13th, pin in 43, removing pin already there, close. Ctc to left, using 9th, tw 9th, wt 8th and 9th, pin in 48, close. b(Ctc to right, using 12th, tw 12th, wt 12th and 13th, pin in 43 again, close. Ctc to left, using 9th, tw 9th, wt 8th and 9th, pin in 49, close. Ctc to right, using 12th, tw 12th, wt 12th and 13th, join with crochet-hook in picot at 40, wt 12th and 13th. Ctc to left, using 9th, tw 9th, wt 8th and 9th, pin in 50, close. Ctc to right, using 12th, tw 12th, wt 12th and 13th, join with hook in picot at 39. Replace pin and wt 12th and 13th. Ctc to left, using 9th, tw 9th, wt 8th and 9th, pin in 51, close. Ctc to right, using 12th, tw 12th, wt 12th and 13th, pin in 52 close. Ctc to left, using 9th, tw 9th, wt 8th and 9th, pin in 51, removing and replacing pin. Ctc to right, using 12th, tw 12th, wt 12th and 13th, pin in 53, close. Ctc to left, using 9th, tw 9th, wt 8th and 9th, pin in 51 again, removing and replacing pin. Ctc to right, using 12th, tw 12th, wt 12th and 13th, pin in 54, close. Ctc to left, using 9th, tw 9th, wt 8th and 9th, pin in 55, close. Ctc to right, using 12th, tw 12th, wt 12th and 13th, pin in 56, close.

Ctc to left, using 9th, tw 9th, wt 8th and 9th, pin in 55 again, removing and replacing pin as before. Ctc to right, using 12th, tw 12th, wt 12th and 13th, pin in 57, close. Ctc to left, using 9th, tw 9th, wt 8th and 9th, pin in 55 again, as before. Ctc to right, using 12th, tw 12th, wt 12th and 13th, pin in 58, close. Ctc to left, using 9th, tw 9th, wt 8th and 9th, pin in 55 again. Ctc to right, using 12th, tw 12th, wt 12th and 13th, pin in 59, close. Ctc to left, using 9th, tw 9th, wt 8th and 9th, join with hook in picot at 50. Replace pin and wt 8th and 9th. Ctc to right, using 12th, tw 12th, wt 12th and 13th, pin in 60, close. Ctc to left, using 9th, tw 9th, wt 8th and 9th, join with hook in picot at 49. Replace pin, wt 8th and 9th. Ctc to right, using 12th, tw 12th, wt 12th and 13th, pin in 61, close. Ctc to left, using 9th, tw 9th, wt 8th and 9th, join in picot at 48, wt 8th and 9th. Ctc to right, using 12th, tw 12th, wt 12th and 13th, pin in 61, removing and replacing pin, wt 12th and 13th. Ctc to left, using 9th, tw 9th, wt 8th and 9th)b. Wt 6th and 7th, ctc to left, using 4th, pin in 62, close. Ctc to right, using 6th, tw 6th, wt 6th and 7th, 7th and 8th, pin in 63, close. Wt 6th and 7th. Ctc to left, using 4th, pin in 64, close. Ctc 5th and 6th, tw 6th, wt 6th and 7th, 8th and 9th. Ctc to right, using 12th, tw 12th, wt 12th and 13th, pin in 61, removing and replacing pin. Ctc to left, using 9th, tw 9th, wt 8th and 9th, 7th and 8th, pin in 65, close. Wt 6th and 7th. Ctc 5th and 6th, 4th and 5th, pin in 66, close. Wt 5th and 6th, 6th and 7th, 8th and 9th. Ctc to right, using 12th, tw 12th, wt 12th and 13th, pin in 67, close. Ctc to left, using 9th, tw 9th, wt 8th and 9th, pin in 68, close. Wt 2d and 3d, pin in 69, close. Repeat from "b to b," pinning in 70, 71, 72, 73, 74, 75, 76, 77, 78, 79, 80, 81, 82, and crocheting in picots at 60 and 59, and 71, 70, 69. Wt 7th and 8th, pin in 83, close. Wt 6th and 7th. Ctc to left, using 4th, pin in 84, close. Ctc to right, using 6th, tw 6th, wt 6th and 7th, 8th and 9th. Ctc to right, using 12th, tw 12th, wt 12th and 13th, pin in 82, removing and replacing pin, close. Ctc to left, using 9th, tw 9th, wt 8th and 9th, 7th and 8th, pin in 85, close. Wt 6th and 7th. Ctc to left, using 4th, pin in 86, close. Ctc to right, using 6th, tw 6th, wt 6th and 7th, 8th and 9th. Ctc to right, using 12th, tw 12th, wt 12th and 13th, pin in 87, close. Ctc to left, using 9th, tw 9th, wt 8th and 9th, pin in 88, close. Repeat from "b to b," pinning in 89, 90, 91, 92, 93, 94, 95, 96, 97, 98, 99, 100, 101, and joining in picots at 81 and 80, and 90, 89 and 88. Wt 7th and 8th, pin in 102, close. Wt 6th and 7th. Ctc to left, using 3d, pin in 103, close. Ctc to right, using 6th, tw 6th, wt 6th and 7th, 8th and 9th. Ctc to right, using 12th, tw 12th, wt 12th and 13th, pin in 101, removing and replacing pin, close. Ctc to left, using 9th, tw 9th, wt 8th and 9th, 7th and 8th, pin in 104, close. Wt 6th and 7th. Ctc to left, using 3d, pin in 105, close. Ctc to right, using 6th, tw 6th, wt 6th and 7th, 7th and 8th. Ctc to right, using 12th, tw 12th, wt 12th and 13th, pin in 101, removing and replacing pin, close. Ctc to left, using 9th, tw 9th, wt 8th and 9th, 7th and 8th, pin in 106, close. Wt 6th and 7th. Ctc to left, using 3d, tw 3d, wt 2d and 3d, pin in 107, close. Ctc to right, using 6th, tw 6th, wt 6th and 7th, 8th and 9th. Ctc to right, using 12th, tw 12th, wt 12th and 13th, pin in 108, close. Ctc to left, using 9th, tw 9th, wt 8th and 9th, pin in 109, close. Repeat from "b to b," pinning in 110, 111, 112, 113, 114, 115, 116, 117, 118, 119, 120, 121, and joining in picots at 100 and 99, and at 111, 110, 109. Wt. 7th and 8th, pin in 122, close. Wt 6th and 7th. Ctc to left, using 3d, tw 3d, wt 2d and 3d, pin in 123, close. Ctc to right, using 6th, tw 6th, wt 6th and 7th, 8th and 9th. Ctc to right, using 12th, tw 12th, wt 12th and 13th, pin in 124, close. Ctc to left, using 9th, tw 9th, wt 8th and 9th, 7th and 8th, pin in 125, close. Wt 6th and 7th. Ctc to left, using 3d, tw 3d, wt 2d and 3d, pin in 126, close. Ctc to right, using 6th, tw 6th, wt 6th and 7th, pin in 127, close. Ctc to left, using 3d, tw 3d, wt 2d and 3d, join with hook in

picot at 21, replace pin, wt 2d and 3d. Cte to right, using 6th, tw 6th, wt 6th and 7th, pin in 128, close. Cte to left, using 3d, tw 3d, wt 2d and 3d, join in picot at 20. Replace pin, wt 2d and 3d. Cte to right, using 6th, tw 6th, wt 6th and 7th, pin in 129, close. Cte to left, using 3d, tw 3d, wt 2d and 3d, pin in 130, close. Cte to right, using 6th, tw 6th, wt 6th and 7th, pin in 131, close. Cte to left, using 3d, tw 3d, wt 2d and 3d, pin in 132, close. Wt 1st and 2d, 2d and 3d. Cte to right, using 6th, tw 6th, wt 6th and 7th, join in picot at 128. Replace pin. Wt 6th and 7th. Cte to left, using 3d, tw 3d, wt 2d and 3d, pin in 133. Wt 1st and 2d, 2d and 3d. Cte to right, using 6th, tw 6th, wt 6th and 7th, join in the picot at 127. Replace pin. Wt 6th and 7th. Cte to left, using 3d, tw 3d, wt 2d and 3d, pin 134, close. Cte to right, using 6th, tw 6th, wt 6th and 7th, 8th and 9th. Cte to right, using 12th, tw 12th, wt 12th and 13th, pin in 124, removing and replacing pin. Cte to left, using 9th, tw 9th, wt 8th and 9th, 7th and 8th, pin in 135, close. Wt 6th and 7th. Cte to left, using 3d, tw 3d, wt 2d and 3d, pin in 136, close. Cte to right, using 6th, tw 6th, wt 6th and 7th, 8th and 9th. Cte to right, using 12th, tw 12th, wt 12th and 13th, pin in 124, removing and replacing pin. Cte to left, using 9th, tw 9th, wt 8th and 9th, 7th and 8th, pin in 137, close. Wt 6th and 7th. Cte to left, using 3d, tw 3d, wt 2d and 3d, pin in 138, close. Cte to right, using 6th, tw 6th, wt 6th and 7th, 8th and 9th. Cte to right, using 12th, tw 12th, wt 12th and 13th, pin in 124, for the third time. Cte to left, using 9th, tw 9th, wt 8th and 9th, 7th and 8th, pin in 139, close. Wt 6th and 7th. Cte to left, using 3d, tw 3d, wt 2d and 3d, pin in 140, close. Wt 1st and 2d, 2d and 3d. Cte to right, using 6th, tw 6th, wt 6th and 7th, 8th and 9th. Cte to right, using 12th, tw 12th, wt 12th and 13th, join in picot at 120. Replace pin, wt 12th and 13th. Cte to left, using 9th, tw 9th, wt 8th and 9th, 7th and 8th, pin in 141, close. Wt 6th and 7th. Cte to left, using 3d, tw 3d, wt 2d and 3d, pin in 142, close. Wt 1st and 2d, 2d and 3d. Cte to right, using 6th, tw 6th, wt 6th and 7th, 8th and 9th. Cte to right, using 12th, tw 12th, wt 12th and 13th, pin in 143, close. Cte to left, using 9th, tw 9th, wt 8th and 9th, 7th and 8th, pin 144, close. Wt 6th and 7th. Cte to left, using 3d, tw 3d, wt 2d and 3d, pin in 145, close. Wt 1st and 2d, 2d and 3d. Cte to right, using 6th, tw 6th, wt 6th and 7th, 8th and 9th. Cte to right, using 12th, tw 12th, wt 12th and 13th, pin in 146, close. Cte to left, using 9th, tw 9th, wt 8th and 9th, 7th and 8th, pin in 147, close. Wt 6th and 7th. Cte to left, using 3d, tw 3d, wt 2d and 3d, pin in 148, wt 1st and 2d, 2d and 3d. Cte to right, using 6th, tw 6th, wt 6th and 7th, 8th and 9th. Cte to right, using 12th, tw 12th, wt 12th and 13th, pin in 149, close. Cte to left, using 9th, tw 9th, wt 8th and 9th, 7th and 8th, pin in 150, close. The first curve of the second scallop, must be joined to the last curve of the first scallop, by crocheting in the picots at 115 and 117.

#### PATTERN NO. 29.

This pattern requires 44 bobbins, or 22 pairs, and Barbour's Irish flax thread, No. 120. Attach the threads in the usual manner. Ht 21st and 22d, pin in 1, close. Ht 20th and 21st, 19th and 20th, 18th and 19th, 17th and 18th, 16th and 17th, 15th and 16th, 14th and 15th, 13th and 14th, 12th and 13th, pin in 2, close. Cte 11th and 12th, 10th and 11th, 9th and 10th, 8th and 9th, 7th and 8th, 6th and 7th, pin in 3, close. Cte 7th and 8th, 8th and 9th, 9th and 10th, 10th and 11th, 11th and 12th, tw 12th, ht 12th and 13th, 13th and 14th, 14th and 15th, 15th and 16th, 16th and 17th, 17th and 18th, 18th and 19th, 19th and 20th, 20th and 21st, 21st and 22d, pin in 4, close. Ht to left, until 13th is used, pin in 5, close. Cte to left, until 7th is




Pattern No. 29.—  
Cluny Edging.

used, pin in 6, close. Ctc to right, until 13th is used, tw 13th, ht 13th and 14th, and continue to right, until 20th is used, pin in 7, close. Ht to left, until the 14th is used, pin in 8, close. Ctc to left, until 9th is used, pin in 9, close. Ctc to right, until 14th is used, tw 14th, ht 14th and 15th, and ht to right until 18th is used, pin in 10, close. Ht 17th and 18th, etc 15th and 16th, pin in 11, close. Ht three times with 17th and 18th, four times with 19th and 20th, five times with 21st and 22d. Ctc 14th and 15th, 13th and 14th, 12th and 13th, 11th and 12th, pin in 12, close. "A." Using 17th and 18th pairs as single bobbins, etc with 16th pair, pin in 13, without closing. Tw 18th twice, etc in same manner with 19th and 20th pairs, pin in 14, without closing. Tw 20th twice, etc with 21st and 22d pairs, pin in 15, close. Tw 20th twice, etc 18th, 19th and 20th, tw 18th twice, etc 16th, 17th and 18th, tw 16th, ht 17th and 18th, three times, 19th and 20th, four times, 21st and 22d, "A." Ctc 15th and 16th, pin in 16, close. Ctc 14th and 15th, 13th and 14th, pin in 17, close. Ctc 14th and 15th, 13th and 14th, "B." Pin in 18 between 19th and 20th pairs, close. Ht 18th and 19th, 17th and 18th, pin in 19, close. Ht 18th and 19th, 19th and 20th, 20th and 21st, 21th and 22d, pin in 20, close. Ht to left, until the 16th is used, pin in 21, close. Ht three times each, with 7th and 8th, 9th and 10th, 11th and 12th, 13th and 14th. Tw 6th twice, etc 5th and 6th, 4th and 5th, tw 4th, etc 2d and 3d, tw 2d, ht 1st and 2d, pin in 22, close. Ctc 2d and 3d, tw 3d, wt 3d and 4th, etc 2d and 3d, tw 2d, ht 1st and 2d, pin in 23, close; etc 2d and 3d. Ctc 4th and 5th, 5th and 6th, 6th and 7th, 7th and 8th, pin in 24, close. Ctc 6th and 7th, 5th and 6th,

4th and 5th, tw 4th, wt 3d and 4th, etc 2d and 3d, tw 2d, ht 1st and 2d, pin in 25, close; etc 2d and 3d, tw 3d, etc 4th and 5th, 5th and 6th. Ht 7th and 8th, twice. Ht 7th and 8th, 9th and 10th, using each pair as a single bobbin, pin in 27, close. Ctc 6th and 7th, 5th and 6th, 4th and 5th, tw 4th, wt 3d and 4th, etc 2d and 3d, tw 2d, ht 1st and 2d, pin 28, close; etc 2d and 3d, tw 3d. Ht 7th and 8th, three times. Pin in 29 between 9th and 10th pairs, etc 9th and 10th, 10th and 11th, 11th and 12th, pin in 30, close. Ctc 10th and 11th, 9th and 10th, 8th and 9th, 7th and 8th, pin in 31, close. Ctc to right, until 14th is used, pin in 33, close. Ctc to left, until 7th is used, tw 6th twice, etc 6th and 7th, pin in 33, close. Ctc to right, until 14th is used, tw 14th, etc 14th and 15th, pin in 34; etc 14th and 15th, 15th and 16th, tw 16th, ht to right, until the 22d is used, pin in 35, close. Ht to left, until 16th is used, pin in 36, close. Ctc 15th and 16th, 14th and 15th, pin in 37, close. Ctc 13th and 14th, pin in 38, close. Ctc to left, until 6th is used, tw 6th twice, etc 5th and 6th, 4th and 5th, tw 4th, wt 3d and 4th, etc 2d and 3d, tw 2d, ht 1st and 2d, pin in 39, close; etc 2d and 3d, tw 3d, etc 4th and 5th, 5th and 6th. Pin in 40, between 7th and 8th, etc 7th and 8th, 8th and 9th, 9th and 10th, 10th and 11th, 11th and 12th, pin in 41, close. Ctc 10th and 11th, 9th and 10th, pin in 42, close. Pin in 43, between 11th and 12th. Make short brides with 7th and 8th, 9th and 10th, 11th and 12th, 13th and 14th. Ht 16th and 17th, 17th and 18th, 18th and 19th, 19th and 20th, 20th and 21, 21st and 22d, pin in 44, close. Ht to left, until 17th is used, pin in 45, close. Ht to right, until 22d is used, pin in 46, close. Ht 20th and 21st, 19th and 20th, pin in 47 close. Make short brides with 17th and 18th, 19th and 20th, 21st and 22d pairs. Ctc

14th and 15th, pin in 48, close. Ctc 15th and 16th, pin in 49. Ctc 13th and 14th, 14th and 15th, 15th and 16th, tw 16th, repeat "a" to "a," pinning in 50, 51, 52. Ctc 15th and 16th, pin in 53, close. Ctc to left, until 11th is used, pin in 54, close. Ctc to right, until 16th is used, tw 16th, ht 16th and 17th, 17th and 18th, pin in 55, close. Ht 18th and 19th, 19th and 20th, pin in 56, close. Ht to left, until 15th is used, pin in 57, close; etc to left, until 11th is used. Ctc 6th and 7th, 7th and 8th, pin in 58, close. Ctc 6th and 7th, 5th and 6th, 4th and 5th, tw 4th, and make upper edge as before, pinning in 59. Make a short bride with 7th and 8th. Ht 7th and 8th, 9th and 10th, using the pairs as single bobbins, pin in 60, close. Make short brides with 7th and 8th, 9th and 10th. Ctc 6th and 7th, 7th and 8th, pin in 61, close. Make selvage as directed. Ctc 10th and 11th, 9th and 10th, pin in 62, close. Ctc to right, until 13th is used, tw 13th, ht to right, until 22d is used, pin in 63, close. Ht to left until, 13th is used, pin in 64, close. Ctc to left, until 7th is used, pin in 65, close. Ctc to right, until 12th is used, tw 12th, ht to right, until 22d is used, pin in 1. This brings the work back to the starting point.

#### PATTERN NO. 30.



Pattern No. 30.—Honiton Lace.

*Honiton Lace.* This pattern requires 48 pairs, or 96 bobbins, and Barbour's Irish

flax thread No. 150. To prepare the bobbins for this lace, fill 48 bobbins to their full capacity; that is, over-fill them. Then fill the other 48 bobbins by winding off one-half from the first ones. Make a loop, as usual, on each of the connected bobbins, and leave the thread about 12 inches in length between. Wind two bobbins in this manner with "gimp," which is a shiny, coarse thread, or cord, made for this purpose. It is used to outline figures, leaves, flowers, etc. Hang the connected pairs, as they are needed, at the pinning points, where they are first used. Hang 5 pairs of connected bobbins on a pin placed at 1, and 5 pairs on one placed at 2. Ctc 8th and 9th, 7th and 8th, 6th and 7th, 5th and 6th, tw 5th. Ctc 3d and 4th, 2d and 3d, 1st and 2d, pin in 2, close. Ctc 2d and 3d, 3d and 4th, tw 4th, wt 4th and 5th, etc 5th and 6th, 6th and 7th, 7th and 8th, pin in 3, close. Ctc 6th and 7th, 5th and 6th, tw 5th, etc 3d and 4th, 2d and 3d, 1st and 2d, pin in 4, close. Ctc 2d and 3d, 3d and 4th, tw 4th, wt 4th and 5th, etc 5th and 6th, 6th and 7th, 7th and 8th. Ctc 3d and 4th, 2d and 3d, 1st and 2d, pin in 5, close. Ctc 2d and 3d, 3rd and 4th, tw 4th. Make brides of 9th and 10th, 11th and 12th. Ht 9th and 10th, 11th and 12th, using the pairs

as single bobbins, pin in 6, close, and make brides with 9th and 10th, 11th and 12th. Ctc 8th and 9th, 9th and 10th, pin in 7, close. Ctc 8th and 9th, 7th and 8th, 6th and 7th, 5th and 6th, tw 5th, wt 4th and 5th, etc 3d and 4th, 2d and 3d, 1st and 2d, pin in 8, close. Ctc 2d and 3d, 3d and 4th, tw 4th. Ctc 5th and 6th, 6th and 7th, 7th and 8th, pin in 9, close. Ctc 6th

and 7th, 5th and 6th, tw 5th, wt 4th and 5th, etc 3d and 4th, 2d and 3d, 1st and 2d, pin in 10, close. Ctc 2d and 3d, 3d and 4th, tw 4th. With 9th and 10th make a bride. Tw 16th, etc 15th and 16th, 14th and 15th, 13th and 14th, pin in 11, close. Ctc 14th and 15th, 15th and 16th, pin in 12, tw 16th. Ctc 19th and 20th, pin 13, close. Ctc 18th and 19th, 17th and 18th, pin in 14. Tw 17th, wt 16th and 17th, etc 17th and 18th, 18th and 19th, 19th and 20th, pin in 15. Ctc 15th and 16th, 14th and 15th, 13th and 14th, pin in 16. Ctc 12th and 13th, 13th and 14th, 14th and 15th, etc 11th and 12th, 12th and 13th, 13th and 14th, 14th and 15th, ht 15th and 16th, twice, etc 16th and 17th, 17th and 18th, 18th and 19th, 19th and 20th, pin in 17. Ctc 15th and 16th, 16th and 17th, 17th and 18th, 18th and 19th. With 19th and 20th, make a bride. Ctc 17th and 18th, 16th and 17th, 15th and 16th, pin in 18, tw 15th. Ctc 11th and 12th, 12th and 13th, 13th and 14th, pin in 19, tw 14th, wt 14th and 15th, etc 15th and 16th, 16th and 17th, 17th and 18th, pin in 20, close. Ctc 16th and 17th, 15th and 16th, pin in 21, tw 15th. Ctc 13th and 14th, 12th and 13th, 11th and 12th, 10th and 11th, 9th and 10th, pin in 22, close. Ctc 10th and 11th, 11th and 12th, 12th and 13th, 13th and 14th, pin in 23, tw 14th, wt 14th and 15th, etc 13th and 14th, 12th and 13th, 11th and 12th, 10th and 11th, 9th and 10th, pin in 24, close. Ctc to right, until 14th is used, pin in 25, tw 14th. Ctc 15th and 16th, 16th and 17th, 17th and 18th, pin in 26, close. Ctc 16th and 17th, 15th and 16th, pin in 27, tw 15th, wt 14th and 15th, etc 13th and 14th, 12th and 13th, 11th and 12th, 10th and 11th, 9th and 10th, pin in 28, tw 9th. Ctc 5th and 6th, 6th and 7th, 7th and 8th, pin in 29, tw 8th, wt 8th and 9th, etc 7th and 8th, 6th and 7th, 5th and 6th, tw 5th, wt 4th and 5th, etc 3d and 4th, 2d and 3d, 1st and 2d, pin in 30, close. Ctc 2d and 3d, 3d and 4th, tw 4th, etc 5th and 6th, 6th and 7th, 7th and 8th, pin in 31, tw 8th. Ctc 9th and 10th, 10th and 11th, 11th and 12th, 12th and 13th, 13th and 14th, pin in 32, tw 14th. Ctc 15th and 16th, 16th and 17th, 17th and 18th, pin in 33, tw 18th three times. With 27th and 28th, 29th and 30th, make short brides, and etc, using pairs as single bobbins, afterwards making short brides. Make short bride with 25th and 26th. Ht 36th and 37th, pin in 34, etc 35th and 36th, 34th and 35th, tw 34th, wt 33d and 34th, pin in 35, close. Ctc 34th and 35th, 35th and 36th, tw 36th. Ctc 32d and 33d, 31st and 32d, pin in 36, close. Ctc 32d and 33d, tw 33d. Ht 36th and 37th, 37th and 38th, 38th and 39th, 39th and 40th, 40th and 41st, pin in 37, close. Ht 39th and 40th, 38th and 39th, 37th and 38th, 36th and 37th, pin in 38, close. Ctc 35th and 36th, 34th and 35th, tw 34th, wt 33d and 34th, pin in 39, close. Ctc 32d and 33d, 31st and 32d, 30th and 31st, 29th and 30th, pin in 40, close. Ctc 30th and 31st, 31st and 32d, 32d and 33d, tw 33d. With 29th and 30th make short bride. Ctc 34th and 35th, 35th and 36th, tw 36th, ht 36th and 37th, 37th and 38th, 38th and 39th, 39th and 40th, 40th and 41st, 41st and 42d, pin in 41, close. Ht 40th and 41st, 39th and 40th, 38th and 39th, 37th and 38th, 36th and 37th, pin in 42, close. Ctc 35th and 36th, 34th and 35th, tw 34th, wt 33d and 34th, pin in 43, close. Ctc 32d and 33d, 31st and 32d, pin in 44, close. Ctc 32d and 33d, tw 33d. Ctc 34th and 35th, 35th and 36th, tw 36th, ht 36th and 37th, 37th and 38th, 38th and 39th, 39th and 40th, 40th and 41st, 41st and 42d, 42d and 43d, pin in 45, close. Ht 41st and 42d, 40th and 41st, 39th and 40th, 38th and 39th, 37th and 38th, 36th and 37th, pin in 46, close. Ctc 35th and 36th, 34th and 35th, tw 34th, wt 33d and 34th, pin in 47, close. Ctc 32d and 33d, 31st and 32d, pin in 48, close. Ctc 32d and 33d, tw 33d. Ctc 34th and 35th, 35th and 36th, tw 36th, ht 36th and 37th, 37th and 38th, 38th and 39th, 39th and 40th, 40th and 41st, 41st and 42d, 42d and 43d, 43d and 44th, pin in 49, close. Pin in 50, between 42d and 43d, close. Pin in 51, between 41st and 42d, close. Ht 40th and 41st, 39th and 40th, 38th and 39th, 37th and 38th, 36th and 37th, pin in 52, close. Ctc 35th and 36th, 34th and 35th, tw



34th, wt 33d and 34th, pin in 53, close. Ctc 32d and 33d, 31st and 32d. Ctc 34th and 35th, 35th and 36th, tw 36th. "A." Place a pin in 54, between 25th and 26th pairs, close. Ctc 26th and 27th, 27th and 28th, pin in 55, close. Ctc 26th and 27th, 25th and 26th, pin in 56, close. Ctc to right, until 30th is used, pin in 57, close. Ctc to left, until 25th is used, pin in 58, close. Ctc to right, until 30th is used, pin in 59, close. Ctc to left, until 25th is used, pin in 60, close. Ctc to right, until 30th is used, pin in 61, close. Ctc 28th and 29th, 27th and 28th, pin 62, close. Ctc 28th and 29th, 29th and 30th, pin in 63, close. Make short brides with 25th and 26th, 27th and 28th, 29th and 30th. "A." Place a pin in 64, between 23d and 24th. On this pin hang the connected bobbins which have been wound with the gimp, and carry them, in opposite directions on the contours of the figures, by crossing the gimp, with the shuttle pair of threads, at either side. Ctc 22d and 23d, 21st and 22d, pin in 65, cross the cord, close. Ctc 22d and 23d, 23d and 24th, pin in 66, cross the cord, close. Ctc to left, until 19th is used, pin in 67, cross the cord, close. Ctc to right, until 26th is used, pin in 68, cross the cord, close. Ctc to left, until 19th is used, pin in 69, cross the cord, close. Ctc to right, until 22d is used, pin in 70, close. Ctc to left, until 18th is used, pin in 71, close. Ctc 19th and 20th, 20th and 21st, 21st and 22d, pin in 72, close. Ctc to left, until 18th is used, pin in 73, close. Ctc to right, until 22d is used, pin in 74, close. Ctc to left, until 19th is used, pin in 75, close. Ctc to right, until 22d is used. Ctc 25th and 26th, 24th and 25th, 23d and 24th, pin in 76, close. Ctc to right, until 26th is used, pin in 77, close. Ctc to left, until 23d is used, pin in 78, close. Ctc to right, until 26th is used, pin 79, close. Ctc to left, until 23d is used, pin in 80, close. Ctc to right, until 26th is used, pin in 81, close. Ctc to left, until 22d is used, pin in 82. Ctc 21st and 22d, 20th and 21st, 19th and 20th, pin in 83, close. Ctc to right, until 26th is used, pin in 84, close. Ctc to left until 19th is used, pin in 85, close. Ctc to right, until 24th is used, pin in 86, close. Ctc 22d and 23d, 21st and 22d, pin in 87, close. Make a short bride with 19th, 20th, 21st and 22d, using pairs as single bobbins. Make short brides with 23d and 24th, 25th and 26th. Ctc 17th and 18th, 16th and 17th, 15th and 16th, pin in 88, tw 15th, wt 14th and 15th. Ctc 13th and 14th, 12th and 13th, 11th and 12th, 10th and 11th, 9th and 10th, pin in 89, tw 9th, wt 8th and 9th. Ctc 9th and 10th, 10th and 11th, 11th and 12th, 12th and 13th, 13th and 14th, pin in 90, tw 14th. Ctc 15th and 16th, 16th and 17th, tw 18th three times, etc 17th and 18th, pin in 91, close. Ctc 16th and 17th, 15th and 16th, pin in 92, tw 15th, wt 14th and 15th. Ctc 15th and 16th, 16th and 17th, 17th and 18th, pin in 93, close. Ctc 16th and 17th, 15th and 16th, pin in 94, tw 15th. Ctc 13th and 14th, 12th and 13th, 11th and 12th, 10th and 11th, 9th and 10th, pin in 95, tw 9th. Ctc 7th and 8th, 6th and 7th, 5th and 6th, tw 5th, wt 4th and 5th. Ctc 3d and 4th, 2d and 3d, 1st and 2d, pin in 96, close. Ctc 2d and 3d, 3d and 4th, tw 4th, etc 5th and 6th, 6th and 7th, 7th and 8th, pin in 97, tw 8th, wt 5th and 9th. Ctc 7th and 8th, 6th and 7th, 5th and 6th, tw 5th, wt 4th and 5th. Ctc 3d and 4th, 2d and 3d, 1st and 2d, pin in 98, close. Ctc 2d and 3d, 3d and 4th, tw 4th. Ctc 5th and 6th, 6th and 7th, 7th and 8th, pin in 99, close. The mode of making the upper border of this lace, known in lace-making as the "cucumber braid," has been sufficiently described, and will not be repeated, excepting as is necessary to give its connections. Continue upper border, pinning in 100, 101, 102. With 9th and 10th make a bride of sufficient length, etc 8th and 9th, 9th and 10th, pin in 103, close. With 9th and 10th, make a bride. Ctc 9th and 10th, 10th and 11th, 11th and 12th, 12th and 13th, 13th and 14th, pin in 104, tw 14, wt 14th and 15th. Ctc 15th and 16th, 16th and 17th, 17th and 18th, pin in 105, close. Ctc 16th and 17th, 15th and 16th, pin in 106, tw 15th. Ctc 13th and 14th, 12th and 13th, 11th and 12th, pin

in 107, close. Ctc 12th and 13th, 13th and 14th, pin in 108, tw 14th, wt 14th and 15th. Ctc 13th and 14th, 12th and 13th, 11th and 12th, pin in 109, close. Ctc 12th and 13th, 13th and 14th, pin in 110, tw 14th. Ctc 15th and 16th, 16th and 17th, 17th and 18th, pin in 111, close. Ctc 16th and 17th, 15th and 16th, pin in 112, tw 15th, wt 14th and 15th. Ctc 13th and 14th, 12th and 13th, 11th and 12th, pin in 113, close. Ctc 12th and 13th, 13th and 14th, pin in 114, tw 14th. Ctc 15th and 16th, 16th and 17th, 17th and 18th, 18th and 19th, 19th and 20th, 20th and 21st, 21st and 22d, pin in 115, close. Ctc to left, until 15th is used, pin in 116, tw 15th, wt 14th and 15th. Ctc 13th and 14th, pin in 117. Make a bride with 11th and 12th. Ctc with 9th and 10th, 11th and 12th, using the pairs as single bobbins, pin in 118, close. Make brides with 9th and 10th, 11th and 12th. Continue upper border, pinning in 119, 120, 121. Ctc 8th and 9th, 9th and 10th, pin in 122, close and continue border. Make a bride with 9th and 10th. Ctc 30th and 31st, 29th and 30th, pin in 128, close. Ctc 30th and 31st, 31st and 32d, 32d and 33d, tw 33d; wt 33d and 34th, pin in 129, close. Ctc 32d and 33d, 31st and 32d, pin in 130, close. Ctc 32d and 33d, tw 33d. Make a bride with 29th and 30th. Ctc 34th and 35th, 35th and 36th, tw 36th. Pin in 131, between 41st and 42d, close. Ht to left, until 36th is used, pin in 132, close. Ctc 35th and 36th, 34th and 35th, tw 34th, wt 33d and 34th, pin in 133; ctc 32d and 33d, 31st and 32d, pin in 134, close. Ctc 32d and 33d, tw 33d. Ctc 34th and 35th, 35th and 36th, tw 36th, ht 36th and 37th, 37th and 38th, 38th and 39th, 39th and 40th, 40th and 41st, pin in 135, close. Ht to left, until 36th is used, pin in 136, close. Ctc 35th and 36th, 34th and 35th, tw 34th, wt 33d and 34th, pin in 137, close. Ctc 32d and 33d, 31st and 32d, pin in 138, close. Ctc 32d and 33d, tw 33d, ctc 34th and 35th, 35th and 36th, tw 36th, ht 36th and 37th, 37th and 38th, 38th and 39th, 39th and 40th. "A." With 45th and 46th, make a bride. Ht 47th and 48th, three times. Ctc 46th and 47th, 47th and 48th, 45th and 46th, 46th and 47th, 44th and 45th, 45th and 46th, pin in 139; ctc 45th and 46th, 44th and 45th. Wt 43d and 44th, pin in 140, close. Wt 42d and 43d, pin in 141, close. Wt 41st and 42d, pin in 142, close. Tw three times the pairs, 42d, 43d, 44th, 45th, 46th, and make one-half a spider, pinning in 143, between 43d and 44th. Ctc 44th and 45th, 45th and 46th, tw 46th, three times. Ht 47th and 48th, three times. Ctc 46th and 47th, 47th and 48th, pin in 144; ctc 47th and 48th, 46th and 47th, tw 46th, three times. Ctc 45th and 46th, 44th and 45th, pin in 143, removing and replacing pin already there. Ctc 44th and 45th, 45th and 46th, tw 46th, three times. Ht 47th and 48th, three times. Ctc 46th and 47th, 47th and 48th, pin in 145. Ctc 47th and 48th, 46th and 47th, tw 46th, three times. Ctc 45th and 46th, 44th and 45th, pin in 143. Ctc 44th and 45th, 45th and 46th, tw 46th, three times. Ht 47th and 48th, three times, ctc 46th and 47th, 47th and 48th, pin in 146. Ctc 47th and 48th, 46th and 47th, tw 46th, three times. Ctc 45th and 46th, 44th and 45th, pin in 143. Complete spider, and twist three times the pairs used. Wt 41st and 42d, pin in 147, close. Wt 42d and 43d, pin in 148, close. Wt 43d and 44th, pin in 149, close. Ht 47th and 48th, three times. Ctc 46th and 47th, 47th and 48th, 45th and 46th, 46th and 47th, 44th and 45th, 45th and 46th, pin in 150. Ctc 45th and 46th, 44th and 45th. Ht 47th and 48th, three times, pin in 151, ht three times. Make a bride with 45th and 46th. Tw 44th, twice. "A." Ht 41st and 42d, pin in 152. Ht to left, until 36th is used, pin in 153, close. Ctc 35th and 36th, 34th and 35th, tw 34th, wt 33d and 34th, pin in 154, close. Ctc 32d and 33d, 31st and 32d. Make bride with 29th and 30th. Ctc 30th and 31st, 29th and 30th, pin in 155, close. Ctc 30th and 31st, 31st and 32d, 32d and 33d, tw 33d. Ctc 34th and 35th, 35th and 36th, tw 36th. Ht to right, until 43d is used, pin in 156, close. Ht to left, until the 36th is used, pin in 157, close. Ctc 35th and

36th, 34th and 35th, tw 34th, wt 33d and 34th, pin in 158, close. Ctc 32d and 33d, 31st and 32d, pin in 159, close; etc 32d and 33d, tw 33d. Ctc 34th and 35th, 35th and 36th, tw 36th, ht 36th and 37th, 37th and 38th, 38th and 39th, 39th and 40th, 40th and 41st, 41st and 42d, 42d and 43d, 43d and 44th, pin in 160, close. Pin in 161, between 42d and 43d, close; pin in 162, between 41st and 42d, close. Ht 40th and 41st, 39th and 40th, 38th and 39th, 37th and 38th, 36th and 37th, pin in 163, close. Ctc 35th and 36th, 34th and 35th, tw 34th, wt 33d and 34th, pin in 164, close. Ctc 32d and 33d, 31st and 32d, pin in 165, close; etc 32d and 33d, tw 33d. Ctc 34th and 35th, 35th and 36th, tw 36th; ht to right, until 40th is used, pin in 166, close; ht to left, until 36th is used, pin in 167, close. Ctc 35th and 36th, 34th and 35th, tw 34th, wt 33d and 34th, pin in 168, close; etc 32d and 33d, 31st and 32d. Ctc 34th and 35th, 35th and 36th, tw 36th, ht to right, until 40th is used. Make scallop as directed in paragraph from "A" to "A," pinning as indicated. Ht 40th and 41st pin in 182, close. Ht to left, until 36th is used, pin in 183, close. Ctc 35th and 36th, 34th and 35th, tw 34th. Cross the two cords, carrying, them in opposite directions around the rose. Cross the cord with 23d pair, pin in 184. Cross cord with 24th pair, pin in 185. Cross cord with 21st and 22d pairs, pin in 186, close. Ctc 22d and 23d, 21st and 22d, 22d and 23d, 23d and 24th, 24th and 25th, 25th and 26th, pin in 187, and cross the cord, close. Ctc to left, until 19th is used, pin in 188, close. Ctc to right, until 25th is used, pin in 189, close, tw 26th. Ctc to left, until 19th is used, cross cord with 19th, tw 19th, place a pin in 190, outside of cord, cross cord with 19th. Cross cord with 15th and 16th, 17th and 18th, pin in 191, between 17th and 18th. Pin in 192, between 15th and 16th, etc 17th and 18th, 16th and 17th, 15th and 16th, 14th and 15th, 13th and 14th, pin in 193, cross cord. Ctc to right, until 18th is used, pin in 194, cross cord. This is done by drawing with a crochet-needle a loop, under the cord, with the right thread of 18th pair, and passing the left bobbin of same pair through the loop, drawing tight. This is called, "making a sewing." Ctc to left, until 13th is used, pin in 195, close. Ctc to right, until 19th is used, cross cord by making a sewing at 190. Ctc to right, until 25th is used, pin in 196, cross cord, bring cord to 196. Ctc to left, until 13th is used, pin in 197, close. Ctc to right, until 24th is used, pin in 198, close. Ctc to left, until 14th is used, pin in 199, close. Ctc to right, until 23d is used, pin in 200, close. Ctc to left, until 14th is used. Cross cord with 13th, pin in 201. Cross cord with 11th and 12th, pin in 202. Ctc 13th and 14th, 12th and 13th, 11th and 12th, pin in 203, close. Ctc to right, until 22d is used, pin in 204, close. Ctc to left, until 9th is used, pin in 205, close. Ctc to right, until 21st is used, pin in 206, close. Ctc to left until 9th is used, pin in 207, close. Ctc to right, until 20th is used, pin in 208, close. Ctc to left, until 11th is used, pin in 209, close. Ctc to right, until 20th is used, pin in 210, close. Ctc to left, until 11th is used, pin in 211, close. Ctc to right, until 19th is used. Bring 27th and 28th across the cord, pin in 212, close. Ht 26th and 27th, pin in 213, close. Ht 27th and 28th, 28th and 29th, 29th and 30th, pin in 214, close. Ht to left, until 26th is used, make a sewing at 196; ht to right, until 30th is used, pin in 215, close. Ht to left, until 25th is used, make a sewing at 198. Ht to right, until 30th is used, pin in 216, close. Ctc to left, until 24th is used, pin in 217, close. Ht to right, until 28th is used, pin in 218, close. Ht to left, until 25th is used, pin in 219, close. Ht to right, until 28th is used, pin in 220, close. Ctc 30th and 31st, 29th and 30th, pin in 221, close. Ctc 30th and 31st, 31st and 32d, 32d and 33d, tw 33d, wt 33d and 34th, pin in 222, close. Ctc 32d and 33d, 31st and 32d, pin in 223, close. Ctc 32d and 33d, tw 33d. Ctc 34th and 35th, 35th and 36th, tw 36th, ht 36th and 37th, 37th and 38th, 38th and 39th, 39th and 40th, 40th and 41st, 41st and 42d, pin

in 224, close. Continue the edge, as instructed, pinning as indicated. Twist the pairs, 20th, 21st, 22d, 23d, 24th, 25th, and make a spider, pinning centre in 235. Twist the pairs used. Ht 25th and 26th, pin in 236, close. Ht 26th and 27th, 27th and 28th, 28th and 29th, 29th and 30th, pin in 237, close. Ht to left, until 24th is used, pin in 238, close. Ht to right, until 30th is used, pin in 239, close. Ht to left, until 23d is used, pin in 240, close. Ht to right, until 30th is used, pin in 241, close. Ht to left, until 23d is used, pin in 242, close. Ht to right, until 28th is used, pin in 243, close. Ht to left, until 24th is used, pin in 244, close. Ht to right, until 28th is used, pin in 245, close. Ht to left, until 26th is used, pin in 246, close. Ht 27th and 28th, pin in 247, close. Ht 26th and 27th, pin in 248, close. Ht 27th and 28th, pin in 249, close. Tw 26th. Ctc 19th and 20th, pin in 250, close. Ctc to left, until 9th is used, pin in 251, close. Ctc to right, until 21st is used, pin in 252, close. Ctc to left, until 9th is used, pin in 253, close. Ctc to right, until 22d is used, pin in 254, close. Ctc to left, until 9th is used, pin in 255, close. Ctc to right, until 22d is used, pin in 256. Ctc 11th and 12th, pin in 257, close. Ctc to right, until 20th is used, tw 20th, ht 20th and 21st, 21st and 22d, 22d and 23d, 23d and 24th, pin in 244, removing and replacing pin already there, close. Ht to left, until 20th is used, pin in 258, close. Place a pin in 259, between 13th and 14th, close. Ctc to right, until 19th is used, tw 19th, ht to right, until 26th is used, pin in 260, close. Ht to left, until 18th is used, pin in 261. Place a pin in 262, between 13th and 14th, close. Ctc 13th and 14th, pin in 263, close. Ht to right, until 26th is used, pin in 264. Place a pin in 265, between 13th and 14th, close. Ht to right, until 24th is used, pin in 266, close. Ht to left, until 13th is used, pin in 267, close. Ht to right, until 22d is used, pin in 268, close. Pin in 269, between 13th and 14th, close. Pin in 270, between 15th and 16th, close. Pin in 271, between 17th and 18th. Ht 19th and 20th, pin in 272. The cord, it must be remembered, is carried entirely around the outline of the rose, as instructed in the beginning, and is then carried on the next figure, as before. Bring forward the upper border and scallop edge, as before. The second section of the pattern inverts the figures, which are worked by the same instructions and numbering, though not with the same threads. For example: The spiders are now worked with 9th, 10th, 11th, 12th, 13th and 14th pairs, and the braid-figure, which connects the roses with the 19th to 26th inclusive.

### PATTERN NO. 31.

#### *A Cluny Lace.*

Use 42 pairs of bobbins and No. 80, Barbour's linen. Pin on threads in seven clusters of six pairs each. a(Ctc 12th and 13th pairs, 11th and 12th, 10th and 11th. Ctc 13th and 14th pairs, 12th and 13th, 11th and 12th. Ctc 14th and 15th pairs, 13th and 14th, 12th and 13th, pin in 1.)a Repeat from "a to a." Twist pairs 10th to 15th, twice. Ctc 9th and 10th, pin in 2, without closing. Ctc 8th and 9th, close, with wt 9th and 10th. Ctc 10th and 11th, pin in 3; etc 9th and 10th, close, with wt 10th and 11th. Ctc 11th and 12th, pin in 4; etc 10th and 11th, close, with wt 11th and 12th. Ctc 15th and 16th, pin in 5; etc 16th and 17th, close, with wt 15th and 16th. Ctc 14th and 15th, pin in 6; etc 15th and 16th, close, with wt 14th and 15th. Ctc 13th and 14th, pin in 7; etc 14th and 15th, close, with wt 13th and 14th. Ctc 11th, 12th, 13th, 14th, using each pair as a single bobbin, pin in 8, close in same manner. Wt 11th and 12th, 13th and 14th. Twist once the pairs, 8th, 9th and 10th, 15th, 16th and 17th. Wt 7th and 8th. Ctc 6th and 7th, 5th and 6th, twist 5th, etc 4th and 5th, 3d and 4th, tw 3d, wt 2d and 3d, pin in 9; wt 1st and 2d,