CSc 372

Comparative Programming Languages

5 : Haskell — Function Definitions

Department of Computer Science
University of Arizona

collberg@gmail.com

Copyright © 2011 Christian Collberg

Christian Collberg

Defining Functions

- When programming in a functional language we have basically two techniques to choose from when defining a new function:
  1. Recursion
  2. Composition
- Recursion is often used for basic "low-level" functions, such that might be defined in a function library.
- Composition (which we will cover later) is used to combine such basic functions into more powerful ones.
- Recursion is closely related to proof by induction.

Defining Functions. . .

- Here's the ubiquitous factorial function:

```
fact ::  Int -> Int
fact n = if n == 0 then
         1
         else
         n * fact (n-1)
```

- The first part of a function definition is the type signature, which gives the domain and range of the function:

```
fact ::  Int -> Int
```

- The second part of the definition is the function declaration, the implementation of the function:

```
fact n = if n == 0 then ···
```

Defining Functions. . .

- The syntax of a type signature is

```
fun_name ::  argument_types
```

  `fact` takes one integer input argument and returns one integer result.
- The syntax of function declarations:

```
fun_name param_names = fun_body
```

Conditional Expressions

- `if` e_1 `then` e_2 `else` e_3 is a conditional expression that returns the value of e_2 if e_1 evaluates to `True`. If e_1 evaluates to `False`, then the value of e_3 is returned. Examples:

```
if True then 5 else 6        ⇒ 5
if False then 5 else 6       ⇒ 6
if 1==2 then 5 else 6        ⇒ 6
5 + if 1==1 then 3 else 2    ⇒ 8
```

- Note that this is different from Java's or C's if-statement, but just like their ternary operator `?:`:

```
int max = (x>y)?x:y;
```

Conditional Expressions...

- Example:

```
abs ::  Int -> Int
abs n = if n>0 then n else -n

sign ::  Int -> Int
sign n = if n<0 then -1 else
         if n==0 then 0 else 1
```

- Unlike in C and Java, you can't leave off the `else`-part!

Guarded Equations

- An alternative way to define conditional execution is to use guards:

```
abs ::  Int -> Int
abs n | n>= 0 = n
      | otherwise = -n

sign ::  Int -> Int
sign n| n<0 = -1
      | n==0 = 0
      | otherwise = 1
```

- The pipe symbol is read such that.
- `otherwise` is defined to be `True`.
- Guards are often easier to read — it's also easier to verify that you have covered all cases.

Defining Functions...

- `fact` is defined recursively, i.e. the function body contains an application of the function itself.
- The syntax of function application is: `fun_name arg`. This syntax is known as "juxtaposition".
- We will discuss multi-argument functions later. For now, this is what a multi-argument function application ("call") looks like:

```
fun_name arg_1 arg_2 ··· arg_n
```

- Function application examples:

```
fact 1       ⇒ 1
fact 5       ⇒ 120
fact (3+2)   ⇒ 120
```

Multi-Argument Functions

- A simple way (but usually not the right way) of defining an multi-argument function is to use tuples:

```
add ::  (Int,Int) -> Int
add (x,y) = x+y

> add (40,2)
42
```

- Later, we'll learn about Curried Functions.

The error Function

- `error string` can be used to generate an error message and terminate a computation.
- This is similar to Java's exception mechanism, but a lot less advanced.

```
f ::  Int -> Int
f n = if n<0 then
      error "illegal argument"
   else if n <= 1 then
      1
   else
      n * f (n-1)

> f (-1)
Program error:  illegal argument
```

Layout

- A function definition is finished by the first line not indented more than the start of the definition

```
myfunc :: Int -> Int
myfunc x = if x == 0 then
           0 else 99

myfunc :: Int -> Int
               myfunc x = if x == 0 then
           0 else 99

myfunc :: Int -> Int
myfunc x = if x == 0 then
0 else 99
```

- The last two generate a `Syntax error in expression` when the function is loaded.

Function Application

- Function application ("calling a function with a particular argument") has higher priority than any other operator.
- In math (and Java) we use parentheses to include arguments; in Haskell no parentheses are needed.

```
> f a + b
```

means

```
> (f a) + b
```

since function application binds harder than plus.

Function Application...

- Here's a comparison between mathematical notations and Haskell:

Math	Haskell
$f(x)$	`f x`
$f(x, y)$	`f x y`
$f(g(x))$	`f (g x)`
$f(x, g(y))$	`f x (g y)`
$f(x)g(y)$	`f x * g y`

Recursive Functions

Simple Recursive Functions

- Typically, a recursive function definition consists of a guard (a boolean expression), a base case (evaluated when the guard is `True`), and a general case (evaluated when the guard is False).

```
fact n =
  if n == 0 then          ⇐ guard
    1                     ⇐ base case
  else
    n * fact (n-1)        ⇐ general case
```

Simulating Recursive Functions

- We can visualize the evaluation of `fact 3` using a tree view, box view, or reduction view.
- The tree and box views emphasize the flow-of-control from one level of recursion to the next
- The reduction view emphasizes the substitution steps that the hugs interpreter goes through when evaluating a function. In our notation boxed subexpressions are substituted or evaluated in the next reduction.
- Note that the Haskell interpreter may not go through exactly the same steps as shown in our simulations. More about this later.

Tree View of `fact 3`

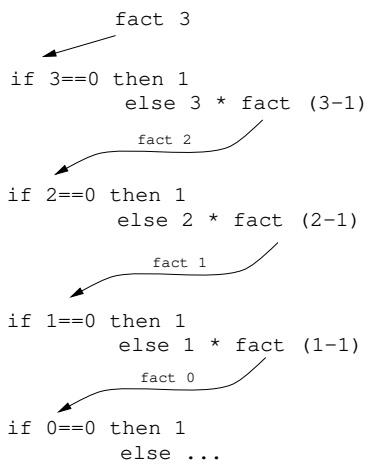

- This is a Tree View of fact 3.
- We keep going deeper into the recursion (evaluating the general case) until the guard is evaluated to `True`.

Tree View of `fact 3`

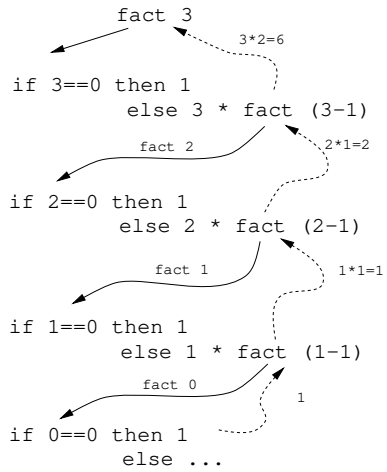

- When the guard is `True` we evaluate the base case and return back up through the layers of recursion.

Box View of `fact 3`

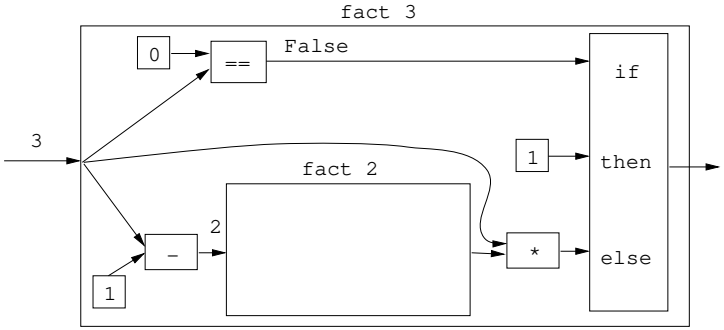

Box View of `fact 3`...

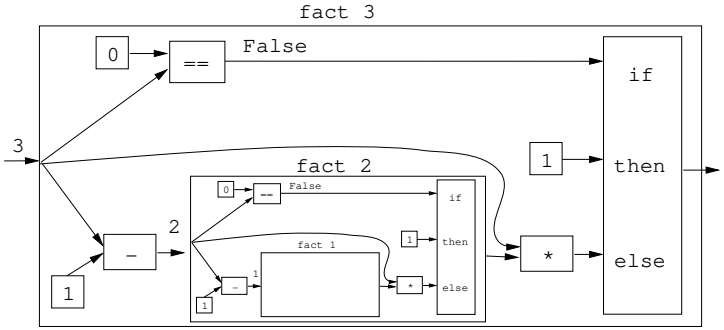

Box View of `fact 3`...

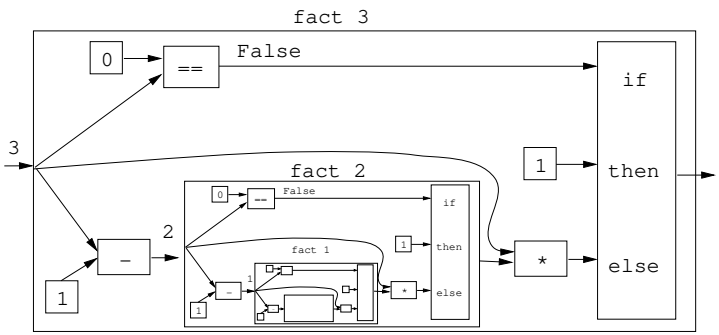

Reduction View of `fact 3`

```
fact 3 ⇒
if 3 == 0 then 1 else 3 * fact (3-1) ⇒
if False then 1 else 3 * fact (3-1) ⇒
3 * fact (3-1) ⇒
3 * fact 2 ⇒
3 * if 2 == 0 then 1 else 2 * fact (2-1)⇒
3 * if False then 1 else 2 * fact (2-1) ⇒
3 * (2 * fact (2-1)) ⇒
3 * (2 * fact 1) ⇒
3 * (2 * if 1 == 0 then 1 else 1 * fact (1-1))
        ⇒ ...
```

Reduction View of `fact 3`...

```
3 * (2 * if 1 == 0 then 1 else 1 * fact (1-1)) ⇒
3 * (2 * if False then 1 else 1 * fact (1-1)) ⇒
3 * (2 * (1 * fact (1-1))) ⇒
3 * (2 * (1 * fact 0)) ⇒
3 * (2 * (1 * if 0 == 0 then 1 else 0 * fact (0-1))) ⇒
3 * (2 * (1 * if True then 1 else 0 * fact (0-1))) ⇒
3 * (2 * (1 * 1)) ⇒
3 * (2 * 1) ⇒
3 * 2 ⇒
6
```

Recursion Over Lists

- In the `fact` function the guard was `n==0`, and the recursive step was `fact(n-1)`. I.e. we subtracted 1 from `fact`'s argument to make a simpler (smaller) recursive case.
- We can do something similar to recurse over a list:
  1. The guard will often be `n==[ ]` (other tests are of course possible).
  2. To get a smaller list to recurse over, we often split the list into its head and tail, `head:tail`.
  3. The recursive function application will often be on the tail, `f tail`.

The `length` Function

In English:

The length of the empty list `[ ]` *is zero. The length of a non-empty list S is one plus the length of the tail of S.*

In Haskell:

```
len ::  [Int] -> Int
len s =  if s == [ ] then
            0
         else
            1 + len (tail s)
```

- We first check if we've reached the end of the list `s==[ ]`. Otherwise we compute the length of the tail of `s`, and add one to get the length of `s` itself.

Reduction View of `len [5,6]`

```
len s = if s == [ ] then 0 else 1 + len (tail s)

len [5,6] ⇒
   if [5,6]==[ ] then 0 else 1 + len (tail [5,6]) ⇒
   1 + len (tail [5,6]) ⇒
   1 + len [6] ⇒
   1 + (if [6]==[ ] then 0 else 1 + len (tail [6])) ⇒
   1 + (1 + len (tail [6])) ⇒
   1 + (1 + len [ ]) ⇒
   1 + (1 + (if [ ]==[ ] then 0 else 1+len (tail [ ]))) ⇒
   1 + (1 + 0)) ⇒ 1 + 1 ⇒ 2
```

Tree View of `len [5,6,7]`

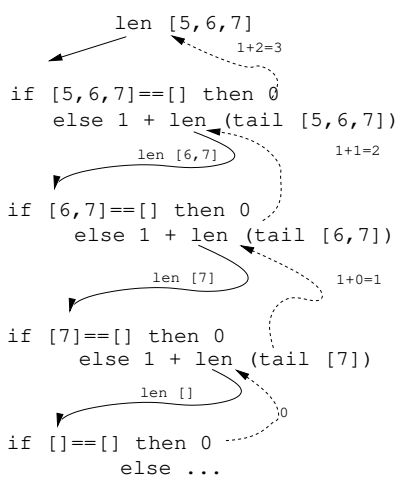


```
len ::  [Int] -> Int
len s = if s==[ ] then 0
        else 1+len(tail s)
```

- Tree View of `len [5,6,7]`