



Computer
Science

CSC535: Probabilistic Graphical Models

Probability Primer

Prof. Jason Pacheco

TA: Enfa Rose George

TA: Saiful Islam Salim


Administrative Items

- Homework 1
 - Will be out next week, Tue 8/31
 - Due Tue 9/7
 - Error in current syllabus
 - We will announce office hours in lecture and on Piazza
- Today's Reading: Wasserman, CH1
- Questions about Book access

Random Events and Probability

Suppose we roll two fair dice...

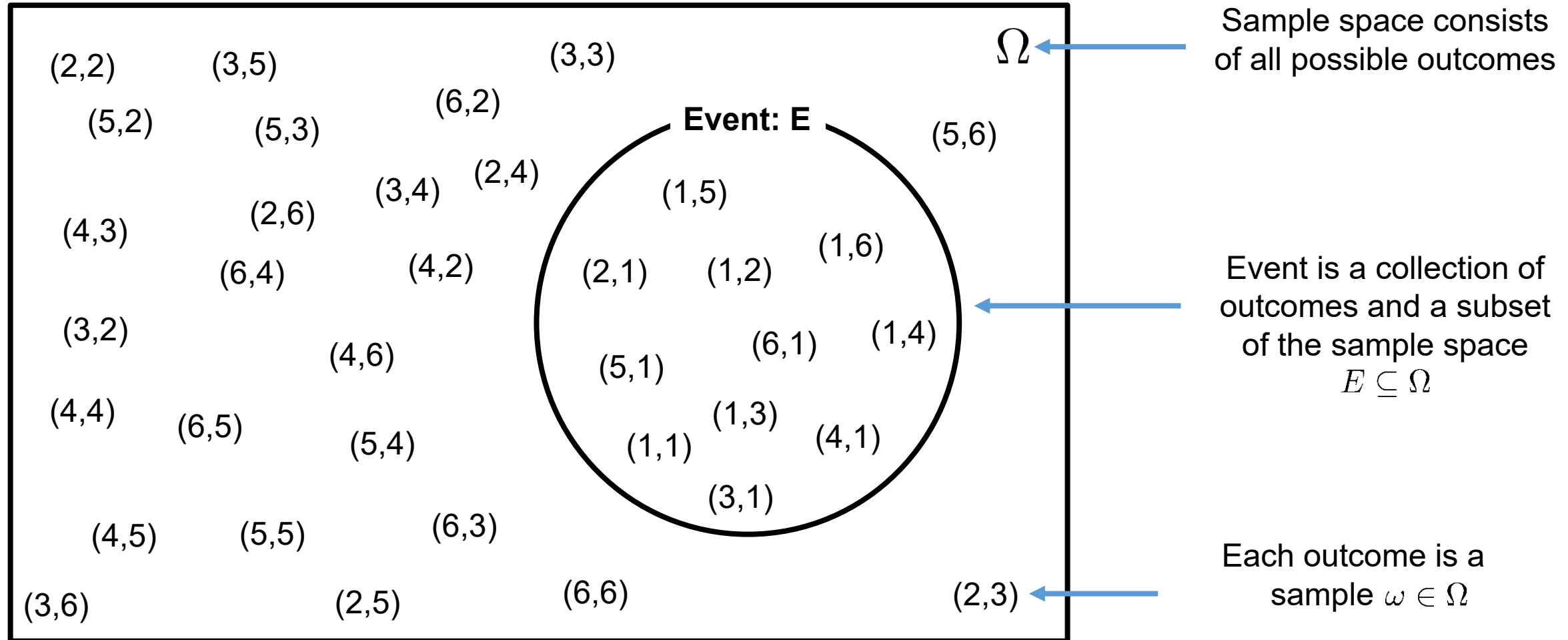
- What are the possible outcomes?
- What is the *probability* of rolling **even** numbers?
- What is the *probability* of rolling **odd** numbers?
- If one die rolls 1, then what is the probability of the second die also rolling 1?
- How to mathematically formulate outcomes and their probabilities?



...this is an experiment or random process.

Random Events and Probability

Can formulate / visualize as a space of outcomes and events



Random Events and Probability

Some examples of events...

- Roll even numbers,

$$E^{\text{even}} = \{(2, 2), (2, 4), \dots, (6, 4), (6, 6)\}$$

- The sum of both dice is even,

$$E^{\text{sum even}} = \{(1, 1), (1, 3), (1, 5), \dots, (2, 2), (2, 4), \dots\}$$

- The sum is greater than 12,

$$E^{\text{sum} > 12} = \emptyset$$

We can reason about impossible outcomes

Random Events and Probability

To measure the *probability* of an event...

- Function $P(E)$ maps events to probabilities in interval $[0,1]$
- $P(E)$ known as a **probability distribution**
- Follows the **axioms of probability**,
 1. For any event E , $0 \leq P(E) \leq 1$
 2. $P(\Omega) = 1$ and $P(\emptyset) = 0$
 3. For any *finite or countably infinite* sequence of pairwise mutually disjoint events E_1, E_2, E_3, \dots

$$P\left(\bigcup_{i \geq 1} E_i\right) = \sum_{i \geq 1} P(E_i)$$

Random Events and Probability

What does probability of an event $P(E)$ mean?

Two commonly accepted definitions (loosely):

Frequentist The proportion (frequency) of times that E is true in repeated trials.

Example A coin with probability $\frac{1}{2}$ of coming up heads (fair or unbiased coin) means, if we flip an infinite number of times $\frac{1}{2}$ should be heads.

What about events that are not repeatable? Like the probability that someone wins an election?

Random Events and Probability

What does probability of an event $P(E)$ mean?

Two commonly accepted definitions (loosely):

Bayesian A measure of the *degree-of-belief* that an event will be true. Introduces subjectivity, but makes defining probability of non-repeatable events simple.

Example Coin bias is not a fixed property of the coin. It is random; it has a distribution that encapsulates *all of our uncertainty* about the flip including coin properties, wind effects, etc.

*The difference between **Bayesian** and **frequentist** interpretations won't matter until we address statistical inference*


Random Events and Probability

Assume each outcome is equally likely, and sample space is finite, then the probability of event is:

$$P(E) = \frac{|E|}{|\Omega|}$$

Number of elements in event set

Number of possible outcomes (36)



This is the uniform probability distribution

(Fair) Dice Example: Probability that we roll even numbers,

$$P((2, 2) \cup (2, 4) \cup \dots \cup (6, 6)) = P((2, 2)) + P((2, 4)) + \dots + P((6, 6))$$

9 Possible outcomes, each with equal probability of occurring

$$= \frac{1}{36} + \frac{1}{36} + \dots + \frac{1}{36} = \frac{9}{36}$$

How likely is it that two people share the same birthday here?



The probability of random events is not always intuitive.

Birthday Paradox

Assumptions

- 30 people in the room (there are more)
- Birthday uniformly distributed over 365 days (this is a simplification but easy)
- Ignore leap year effects

Number of ways to choose 30 different days from 365 is,

$$\binom{365}{30} \quad \text{where} \quad \binom{N}{k} = \frac{N!}{k! \cdot (N - k)!}$$

Binomial
coefficient

Let E^c be event **no two people** share a birthday—number of ways is,

$$|E^c| = \binom{365}{30} 30!$$

30! Orderings of each set of birthdays

Birthday Paradox

Total number of possible combinations of birthdays among 30 people,

$$|\Omega| = 365^{30}$$

Probability of having **no two matching birthdays**,

$$P(E^c) = \frac{|E^c|}{|\Omega|} = \frac{\binom{365}{30}}{365^{30}} = 0.294$$

Let E be the event that at least two people share a birthday,

$$P(E) = 1 - P(E^c) = 0.706$$

With the 58 people registered
 $P(E) = 0.992$

With only 30 people there is over 70% chance of shared birthdays

Random Events and Probability

Two dice example: If $E_1, E_2 \in \mathcal{F}$ where,

E_1 : First die equals 1

E_2 : Second die equals 1

$$E_1 = \{(1, 1), (1, 2), \dots, (1, 6)\}$$

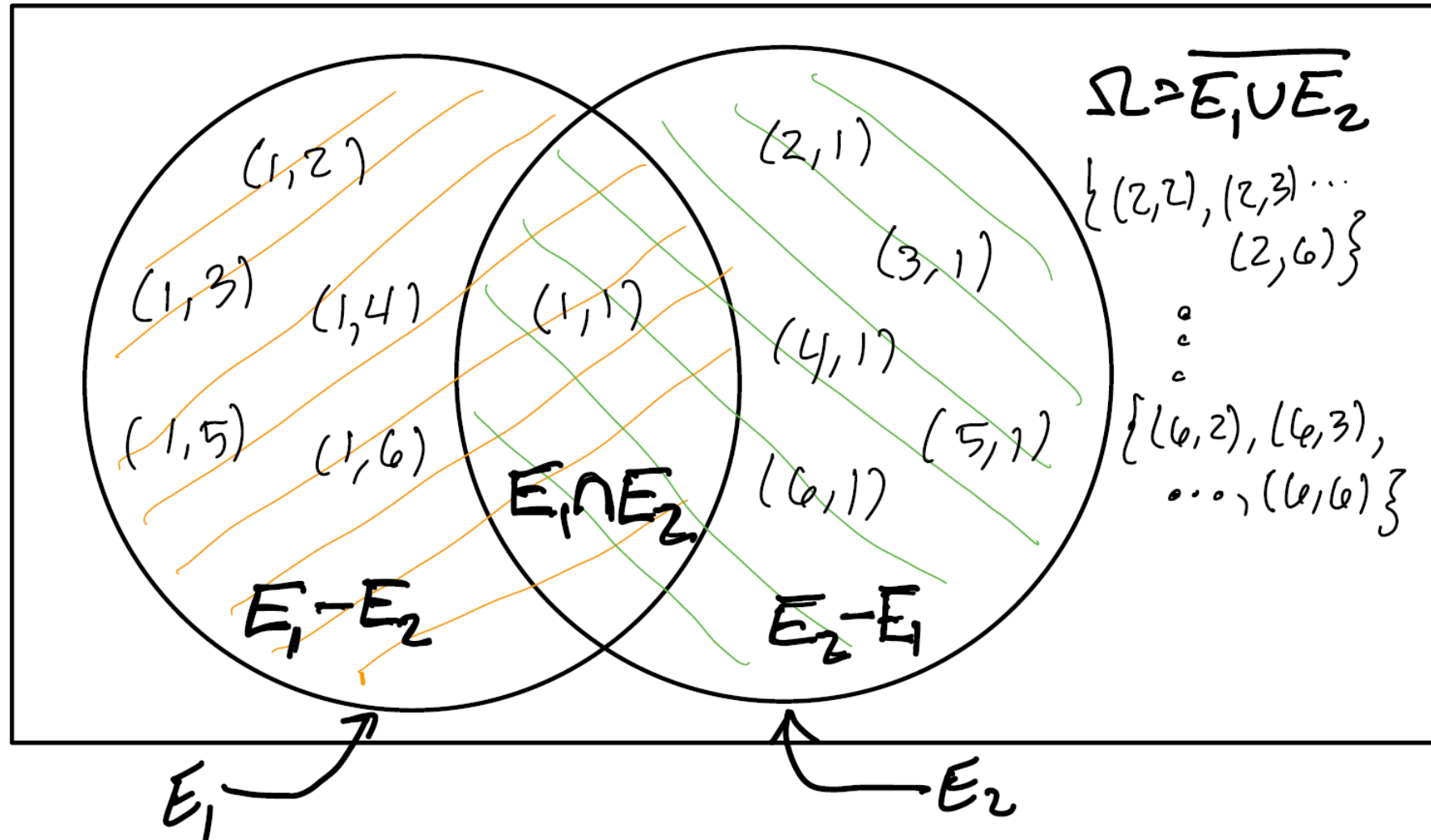
$$E_2 = \{(1, 1), (2, 1), \dots, (6, 1)\}$$

Then we must include (at least) the following events...

Operation	Value	Interpretation
$E_1 \cup E_2$	$\{(1, 1), (1, 2), \dots, (1, 6), (2, 1), \dots, (6, 1)\}$	Any die rolls 1
$E_1 \cap E_2$	$\{(1, 1)\}$	Both dice roll 1
$E_1 - E_2$	$\{(1, 2), (1, 3), (1, 4), (1, 5), (1, 6)\}$	First die rolls 1 only
$\overline{E_1 \cup E_2}$	$\{(2, 2), (2, 3), \dots, (2, 6), (3, 2), \dots, (6, 6)\}$	No die rolls 1

Random Events and Probability

Can interpret these operations as a Venn diagram...

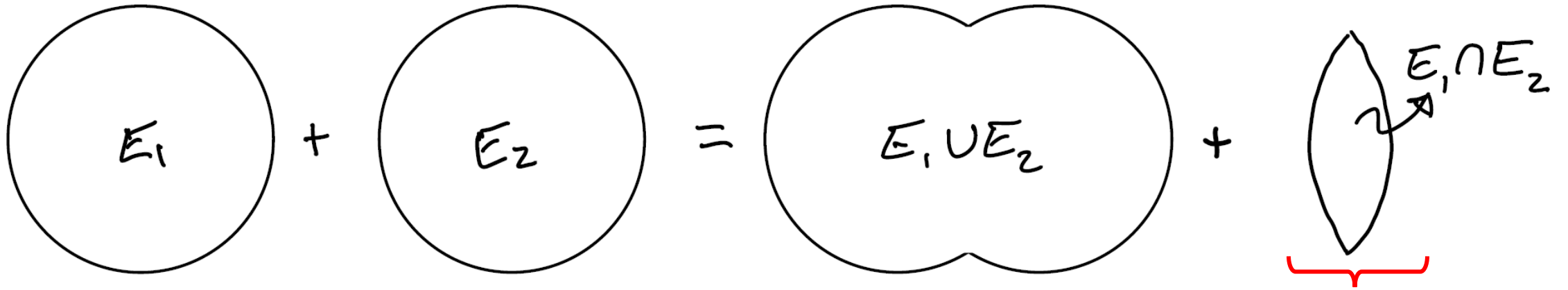


Random Events and Probability

Lemma: For any two events E_1 and E_2 ,

$$P(E_1 \cup E_2) = P(E_1) + P(E_2) - P(E_1 \cap E_2)$$

Graphical Proof:



Subtract from both sides

Random Events and Probability

Lemma: For any two events E_1 and E_2 ,

$$P(E_1 \cup E_2) = P(E_1) + P(E_2) - P(E_1 \cap E_2)$$

Proof:

$$P(E_1) = P(E_1 - (E_1 \cap E_2)) + P(E_1 \cap E_2)$$


$$P(E_2) = P(E_2 - (E_1 \cap E_2)) + P(E_1 \cap E_2)$$

$$P(E_1 \cup E_2) = P(E_1 - (E_1 \cap E_2)) + P(E_2 - (E_1 \cap E_2)) + P(E_1 \cap E_2)$$

Random Variables and Probability

Suppose we are interested in a distribution over the sum of dice...

Option 1 Let E_i be event that the sum equals i



Two dice example:

$$E_2 = \{(1, 1)\} \quad E_3 = \{(1, 2), (2, 1)\} \quad E_4 = \{(1, 3), (2, 2), (3, 1)\}$$

$$E_5 = \{(1, 4), (2, 3), (3, 2), (4, 1)\} \quad E_6 = \{(1, 5), (2, 4), (3, 3), (4, 2), (5, 1)\}$$


Enumerate all possible means of obtaining desired sum. Gets cumbersome for $N > 2$ dice...

Random Variables and Probability

Suppose we are interested in a distribution over the sum of dice...

Option 2 Use a function of sample space...

Definition A random variable $X(\omega)$ for $\omega \in \Omega$ is a real-valued function $X : \Omega \rightarrow \mathbb{R}$. A discrete random variable takes on only a finite or countably infinite number of values.



For discrete $X = x$ is an **event** with **probability mass function (PMF)**:

We will use the shorthand X instead of $X(\omega)$

$$p(X = x) = \sum_{\omega \in \Omega : X(\omega) = x} P(\omega)$$

Random Variables and Probability

Given random variables X, Y the *joint probability distribution*,

$$P(X = x, Y = y)$$

is the probability that **both** events $X = x$ and $Y = y$ occur

Example Suppose we flip 2 fair coins represented by random variables X and Y . What is the probability that they are both heads?

There are 4 possible outcomes, each with equal prob.

$$(X = T, Y = T), (X = H, Y = T), (X = T, Y = H), (X = H, Y = H)$$

Joint probability is,

$$P(X = H, Y = H) = \frac{|X=H, Y=H|}{4} = \frac{1}{4}$$



Random Variables and Probability

Some notes on notation for random variables (RVs)...

- We denote the RV by capital X and its realization by lowercase x
- Generally use shorthand X instead of $X(\omega)$
- Other common shorthand: $p(x) = p(X = x)$
- Any function $f(X)$ of an RV is also an RV, e.g. $Y = f(X)$

Fundamental Rules of Probability

The ***law of total probability*** is,

$$p(Y) = \sum_x p(Y, X = x)$$

$p(y)$ is known as the ***marginal probability***.

Example Roll two fair dice and let X be the outcome of the first die. Let Y be the sum of both dice. What is the probability that both dice sum to $Y=6$?

$$\begin{aligned} p(Y = 6) &= \sum_{x=1}^6 p(Y = 6, X = x) \\ &= p(Y = 6, X = 1) + p(Y = 6, X = 2) + \dots + p(Y = 6, X = 6) \\ &= \frac{1}{36} + \frac{1}{36} + \frac{1}{36} + \frac{1}{36} + \frac{1}{36} + 0 = \frac{5}{36} \end{aligned}$$

Fundamental Rules of Probability

Given two RVs X and Y the **conditional distribution** is:

$$p(X | Y) = \frac{p(X, Y)}{p(Y)} = \frac{p(X, Y)}{\sum_x p(X=x, Y)}$$

1.13 Example. A medical test for a disease D has outcomes $+$ and $-$. The probabilities are:

	D	D^c
$+$.009	.099
$-$.001	.891

From the definition of conditional probability,

$$p(+ | D) = \frac{p(+, D)}{p(D)} = \frac{.009}{.009 + .001} = .9$$

and

$$p(- | D) = \frac{p(-, D)}{p(D)} = \frac{.891}{.891 + .099} \approx .9$$

Fundamental Rules of Probability

The **probability chain rule** is,

$$p(X, Y) = p(Y)p(X | Y)$$

Marginal

Conditional

Proof By definition of the conditional distribution,

$$p(X | Y) = \frac{p(X, Y)}{p(Y)}$$

Multiply both sides by $p(Y)$,

$$p(X, Y) = p(Y)p(X | Y)$$

Fundamental Rules of Probability

Suppose we have a collection of N random variables,

$$X_1, X_2, \dots, X_N$$

The probability chain rule for these random variables is,

$$\begin{aligned} p(X_1, X_2, \dots, X_N) &= p(X_1)p(X_2 | X_1) \dots p(X_N | X_{N-1}, \dots, X_1) \\ &= p(X_1) \prod_{i=2}^N p(X_i | X_{i-1}, \dots, X_1) \end{aligned}$$

The chain rule is valid for any ordering of RVs, for example:

$$p(X_1, \dots, X_N) = p(X_2)p(X_3 | X_2)p(X_1 | X_2, X_3) \dots p(X_7 | X_1, \dots, X_6, X_8, \dots, X_N)$$

Fundamental Rules of Probability

We have enough tools to prove the law of total probability

$$p(Y) = \sum_x p(Y, X = x)$$

Proof

$$\begin{aligned} \sum_x p(Y, X = x) &= \sum_x p(Y) p(X = x \mid Y) && \text{(chain rule)} \\ &= p(Y) \sum_x p(X = x \mid Y) && \text{(distributive property)} \\ &= p(Y) && \text{(axiom of probability)} \end{aligned}$$

Also works for conditional probabilities,

$$p(Y \mid Z) = \sum_x p(Y, X = x \mid Z)$$

Tabular Calculations

Tabular representation of two binary RVs

Use K-by-K probability table for K-valued discrete RVs

		Y	
		y_1	y_2
X	x_1	0.04	0.36
	x_2	0.30	0.30

Diagram illustrating the calculation of marginal probabilities from a joint probability table for two binary random variables X and Y. The table shows joint probabilities for combinations of X and Y. Marginal probabilities are calculated by summing across rows and columns. A blue circle highlights the marginal probabilities for X: $P(x_1) = 0.4$ and $P(x_2) = 0.6$. A red circle highlights the marginal probabilities for Y: $P(y_1) = 0.34$ and $P(y_2) = 0.66$.

$P(y_1) = P(x_1, y_1) + P(x_2, y_1)$
 $P(y_2) = P(x_1, y_2) + P(x_2, y_2)$
[i.e., sum down columns]

$P(x_1) = P(x_1, y_1) + P(x_1, y_2)$
 $P(x_2) = P(x_2, y_1) + P(x_2, y_2)$
[i.e., sum across rows]

Tabular Calculations

We don't care about event $Y=y_2$

		Y	
		y_1	y_2
X	x_1	0.04	Censored!
	x_2	0.30	

$P(x|y_1)=?$

0.34

$P(y_1)$

Tabular Calculations

